



**World Health
Organization**

Weekly AFP Surveillance Update Pakistan

Week 42 (*Ended on 20th October, 2012*)

AFP Surveillance



National Surveillance Cell Federal EPI

World Health Organization Country Office,
Chak Shahzad, Park Road,
Islamabad, Pakistan


Tel: +92-51 9255123 / 9255282 /9255184

Fax: +92-51 9255274

Email: epidata@pak.emro.who.int

Web site: www.whopak.org

AFP Case Profile, 2012*





Total AFP Cases Reported = 3716

**^79 Inadequate cases pending classification by ERC;
^98 Inadequate cases not due for FUP
^85 Pending in the Lab**

* Afp.rec Data as of 20-10-2012

Comparison of polio cases by province/region 2011[§] & 2012*

Region/ Province	No. of polio cases		No. of infected districts/towns		Last polio case
	2011	2012	2011	2012	
BALUCHISTAN	61	4	10	2	02-Oct-12
FATA	45	17	9	5	25-Sep-12
G.BALTISTAN	1	1	1	1	11-Aug-12
KHYBER PAKHTUNKHWA	13	19	7	12	26-Sep-12
PUNJAB	4	2	4	2	21-May-12
SINDH	30	4	17	4	09-Sep-12
PAKISTAN	154	47 	48	27 	02-Oct-12

Seven additional districts/town declared infected based on environmental samples in 2012

 One case disputed between Punjab & FATA

¥ Total polio cases of 2011 are 198 * AFP.REC Data as of 20-10-2012

§Based on date of onset

Table 1: List of Confirmed Polio Cases, Pakistan 2012* (1/3)

S.NO.	PROVINCE/ REGION	DISTRICT	EPID NO.	SEX	AGE (m)	DATE ONSET OF PARALYSIS	NO. OPV DOSES (based on parents recall)		FEVER	Asymmetric Paralysis	Rapid Progression	REFUSAL	Residual Weakness at 60 day Follow Up	WPV TYPE	GENETICS
							Routine	SIA's							Cluster
1	BALUCHISTAN	QUETTA	BN/11/12/001	M	13	01-Jan-12	0	2	Y	N	Y	Y	Y	NSL1	R2
2	BALUCHISTAN	QUETTA	BN/11/12/002	M	18	06-Jan-12	0	7+	Y	N	Y	N	Y	NSL1	R2
3	SINDH	MIRPURKHAS	SD/31/12/002	F	11	03-Jan-12	0	6	Y	Y	Y	N	Died	NSL1	R4
4	KP	PESHAWAR	NW/30/12/001	F	12	10-Jan-12	0	0	Y	Y	Y	N	Y	NSL1	R5
5	KP	KOHAT	NW/50/12/001	F	36	11-Jan-12	0	2	N	Y	Y	N	Y	NSL1	R4
6	KP	LAKKI MARWAT	NW/62/12/002	F	7	16-Jan-12	0	3	Y	Y	Y	N	Y	NSL1	R4
7	KP	D I KHAN	NW/60/12/002	M	28	11-Jan-12	3	7+	Y	N	Y	N	Y	NSL1	R4
8	FATA	KHYBER‡	NW/34/12/005	M	12	06-Jan-12	0	0	Y	Y	Y	N	Y	NSL1	R4
9	PUNJAB	JHANG	PB/53/12/007	F	38	20-Jan-12	0	0	Y	Y	Y	N	Y	NSL1	R3
10	FATA	KHYBER‡	NW/34/12/002	M	8	04-Jan-12	0	0	Y	Y	Y	N	Y	NSL1,3	R5, H4
11	SINDH	HYDERABAD	SD/21/12/008	M	12	27-Jan-12	1	7	Y	Y	Y	N	Y	NSL1	R4
12	FATA	WAZIRISTAN NORTH ‡	NW/64/12/005	F	7	10-Feb-12	0	0	Y	Y	Y	N	Y	NSL1	R4
13	FATA	KHYBER‡	NW/34/12/008	M	6	18-Feb-12	0	0	Y	Y	Y	N	Y	NSL1	R4
14	FATA	KHYBER‡	NW/34/12/010	F	12	19-Feb-12	0	0	Y	Y	Y	N	Y	NSL3	H4
15	FATA	KHYBER‡	NW/34/12/014	M	8	11-Mar-12	0	0	Y	Y	Y	N	Y	NSL1	R4
16	FATA	KHYBER‡	NW/34/12/016	F	12	18-Apr-12	1	3	Y	Y	Y	N	Y	NSL3	H4
17	FATA	KHYBER	NW/34/12/018	F	21	18-May-12	3	7+	Y	Y	Y	N	Y	NSL1	R4
18	FATA	KHYBER‡	NW/34/12/021	F	22	22-May-12	0	0	Y	Y	Y	N	Y	NSL1	R4
19	FATA	WAZIR-S‡	NW/65/12/006	M	48	21-May-12	0	0	Y	Y	Y	N	Y	NSL1	R4
20	PUNJAB	RAJANPUR	PB/82/12/027	F	36	21-May-12	0	7+	Y	Y	Y	N	Y	NSL1	R3

* Afp.rec Data as of 20-10-2012

‡ From areas having insecurity for long period

Table 1.1: List of Confirmed Polio Cases, Pakistan 2012* (2/3)

S.NO.	PROVINCE/ REGION	DISTRICT	EPID NO.	SEX	AGE (m)	DATE ONSET OF PARALYSIS	NO. OPV DOSES (based on parents recall)		FEVER	Asymmetric Paralysis	Rapid Progression	REFUSAL	Residual Weakness at 60 day Follow Up	WPV TYPE	GE NET ICS
							Routine	SIAs							Cluster
21	SINDH	LARKANA	SD/51/12/016	M	18	21-May-12	0	7+	Y	Y	Y	N	Y	NSL1	R2
22	FATA	KHYBER‡	NW/34/12/019	M	18	12-May-12	0	0	Y	Y	Y	N	Y	NSL1	R4
23	BALUCHISTAN	QUETTA	BN/11/12/014	M	23	22-Jun-12	0	0	Y	Y	Y	Y	Y	NSL1	R2
24	FATA	KHYBER‡	NW/34/12/026	M	18	01-Jul-12	0	0	Y	Y	Y	N	Y	NSL1	R4
25	FATA	BAJOUR	NW/33/12/019	M	30	12-Jul-12	1	6	Y	Y	Y	N	\$	NSL1	R3
26	KP	MARDAN	NW/40/12/057	F	6	21-Jul-12	0	0	Y	Y	Y	Y	\$	NSL1	R4
27	KP	LAKKI MARWAT	NW/62/12/030	F	6	19-Jul-12	0	4	Y	Y	Y	N	\$	NSL1	R4
28	KP	CHARSADDA	NW/31/12/031	F	19	12-Jul-12	3	7+	Y	N	Y	N	\$	NSL1	R4
29	KP	PESHAWAR	NW/30/12/057	M	8	13-Jun-12	0	6	Y	Y	Y	N	\$	NSL1	R4
30	KP	SWABI	NW/41/12/048	M	68	20-Aug-12	3	7+	N	N	Y	N	^	NSL1	R4
31	KP	TORGHAR	NW/15/12/007	F	8	09-Aug-12	0	1	Y	N	Y	Y	\$	NSL1	R4
32	KP	MARDAN	NW/40/12/074	F	120	30-Aug-12	3	7+	Y	Y	Y	N	^	NSL1	R4
33	PUNJAB	RAWALPINDI	PB/11/12/0800	M	48	19-Aug-12	0	7+	Y	Y	Y	N	\$	NSL1	R4
34	KP	HARIPUR	NW/12/12/012	M	4	20-Aug-12	3	4	Y	Y	Y	N	^	NSL1	R4
35	KP	SHANGLA	NW/26/12/013	F	18	25-Aug-12	0	7+	Y	Y	Y	N	^	NSL1	R4
36	KP	KARAK	NW/51/12/013	M	48	10-Aug-12	0	7+	Y	Y	Y	N	\$	NSL1	R4
37	FATA	BAJOUR	NW/33/11/025	F	12	01-Sep-12	0	7+	Y	Y	Y	N	^	NSL1	R4
38	KP	CHARSADDA	NW/31/12/045	M	8	13-Sep-12	0	7+	Y	Y	Y	N	^	NSL1	R4
39	GB	DIAMIR	NA/31/12/004	M	13	06-Aug-12	0	4	Y	Y	Y	N	\$	NSL1	R4
40	KP	PESHAWAR	NW/30/12/072	M	15	30-Aug-12	0	3	Y	Y	Y	Y	^	NSL1	R4

* Afp.rec Data as of 20-10-2012

‡ From areas having insecurity for long period

^ 60 days follow up not due

\$ follow up due but not done

Table 1.1: List of Confirmed Polio Cases, Pakistan 2012* (3/3)

S.NO.	PROVINCE/ REGION	DISTRICT	EPID NO.	SEX	AGE (m)	DATE ONSET OF PARALYSIS	NO. OPV DOSES (based on parents recall)		FEVER	Asymmetric Paralysis	Rapid Progression	REFUSAL	Residual Weakness at 60 day Follow Up	WPV TYPE	GE NET ICS
							Routin e	SIA's							Cluster
41	KP	DIR UPPER	NW/25/12/021	F	36	14-Sep-12	3	7+	Y	Y	Y	N	^	NSL1	R4
42	SINDH	NFEROZ	SD/45/12/021	F	30	09-Sep-12	3	7+	Y	Y	Y	N	^	NSL1	R3
43	FATA	KURRAM¥	NW/52/12/017	F	18	25-Sep-12	0	2	Y	Y	Y	N	^	NSL1	
44	FATA	BAJOUR	NW/33/12/028	M	19	25-Sep-12	0	7+	Y	Y	Y	N	^	NSL1	
45	KP	TORGHAR	NW/15/12/006	F	30	26-Sep-12	0	5	Y	Y	Y	N	^	NSL1	
46	BALUCHISTAN	SHERANI	BN/26/12/002	M	38	02-Oct-12	0	0	Y	Y	Y	Y	^	NSL1	
47	KP	SWABI	NW/41/12/061	F	26	20-Sep-12	0	7+	Y	Y	Y	N	^	NSL1	

* Afp.rec Data as of 20-10-2012

¥ From areas having insecurity for long period

^ 60 days follow up not due

New Cases

Table 2: LAB Update 2012*

Month of Onset	AFP Cases	No virus isolated	Cases Under Process		Isolated Viruses from stools						
			Culture	ITD	Vaccine viruses		NPEV		Wild	Results within 14 days	
					n	%	n	%		n	n
			n	n	n	n	n	%	n	%	n
January	409	317	0	0	25	6	56	14%	11^	409	100%
February	415	313	0	0	35	8	64	15%	3	415	100%
March	411	341	0	0	14	3	55	13%	1	411	100%
April	413	269	0	0	16	4	127	31%	1	413	100%
May	454	309	0	0	11	2	128	28%	6	454	100%
June	424	310	0	0	15	4	97	23%	2	424	100%
July	416	252	0	0	33	8	126	30%	5	415	100%
August	412	264	2^^	0	4	1	133	32%	9^	406	99%
September	439	272	39	0	15	3	105	24%	8	400	91%
October	127	6	112	0	1	1	7	6%	1	15	12%
Pakistan	3920	2648	158	0	169	4	898	23%	47	3762	96%

* Data as of 22-10-2012

^ Four polio cases were confirmed based on poliovirus isolation in the contact specimens; the index cases' specimens did not have poliovirus.

^^ Notified late

Table 3: Urgent Pending Cases 2012*

S. No.	District	Tehsil	Epid	Onset	Age	Sex	SIAs doses	Date of last OPV dose	Urgent		LAB NO.	Date of first stool collection	Culture-update
									By Field	¥ NSC Criteria			
1	PISHIN	BARSHORE	BN/12/12/016	28-Sep-12	23	F	0	-	Y	Y	5161	10-Oct-12	UP
2	CHAGHAI	CHAGHAI	BN/13/12/003	6-Oct-12	13	F	3	11-Sep-12	N	Y	5248	10-Oct-12	UP
3	KABDULAH	CHAMAN	BN/14/12/013	25-Sep-12	7	F	0	-	Y	Y	5247	12-Oct-12	UP
4	KABDULAH	CHAMAN	BN/14/12/014	1-Oct-12	12	F	0	-	Y	Y	5162	6-Oct-12	P2
5	KABDULAH	CHAMAN	BN/14/12/015	4-Oct-12	5	M	0	-	N	Y	5249	12-Oct-12	UP

Discordant, waiting for genomic sequencing results

Urgent on both criteria

UP= Under process

* Data as of 22-10-2012

¥ NSC Criteria = Fever , Rapid Progress, Age < 48 months and OPV Doses < 7

€ Based on recall of parents

Table 4: List of samples from AFP Cases & Contacts pending for ITD*

S. No.	DISTRICT / AGENCY / TOWN	TEHSIL / TALUKA	EPID	DONSET	AGE (m)	SEX	SIA's doses	Date of last OPV dose	Urgent by Field	¥ NSC Criteria	LAB NO.	Date of first stool collection	rRT-PCR
1	KABDULAH	CHAMAN	BN/14/12/014	1/Oct/12	12	F	0	-	Y	Y	5162	6/Oct/12	P2
2	MUZAFFARGARH	MUZAFFARGARH	PB/83/12/106	10/Oct/12	24	F	7+	17-Jul-12	N	N	5116	8/Oct/12	SL1

Urgent on both criteria

Discordant, waiting for genomic sequencing results

Waiting for rRTPCR for VDPVs

* Data as of 22-10-2012

¥ Fever, Rapid Progression, Age < 48months & Doses < 7

€ Based on recall of parents

Summary of Laboratory data for Environmental Surveillance- Pakistan (Jan 2011 to date)

Report for Epidemiological week= 42 (14 – 20 Oct, 2012)

S.No.	Sites	Total Samples	Wk 2011	Wk 2012	Epidemiological Weeks																																																						
					2011																										2012																												
					1	2	3	4	5	6	7	8	9	10	11	12	13	14	15	16	17	18	19	20	21	22	23	24	25	26	27	28	29	30	31	32	33	34	35	36	37	38	39	40	41	42	43	44	45	46	47	48	49	50	51	52			
Punjab					152	51	27																																																				
LAHORE																																																											
1	LHR-Gulshan Ravi Station	22	5	5	[Color-coded data for LHR-Gulshan Ravi Station]																																																						
2	LHR-Multan Road Station	21	7	5	[Color-coded data for LHR-Multan Road Station]																																																						
3	LHR-Outfall Pump Station	21	7	6	[Color-coded data for LHR-Outfall Pump Station]																																																						
MULTAN																																																											
4	Multan-Suraj Miani, SM-1	22	9	1	[Color-coded data for Multan-Suraj Miani, SM-1]																																																						
5	Multan-Ali Town, AT-1	21	6	2	[Color-coded data for Multan-Ali Town, AT-1]																																																						
6	Multan-Kotla A. Fateh, KF-1	21	6	1	[Color-coded data for Multan-Kotla A. Fateh, KF-1]																																																						
RAWALPINDI																																																											
7	RWP-Safdarabad, SA-1	21	11	6	[Color-coded data for RWP-Safdarabad, SA-1]																																																						
FAISALABAD																																																											
8	COMPOSITE SITE, Pump Station	2	0	1	Started in 2012																										[Color-coded data for COMPOSITE SITE, Pump Station]																												
9	Ismail City Road	1	0	0	[Color-coded data for Ismail City Road]																																																						
Sindh					146	46	26																																																				
GULSHAN-E-IQBAL																																																											
10	KHI-GI-Chakora Nulla	22	6	2	[Color-coded data for KHI-GI-Chakora Nulla]																																																						
11	KHI-GI-Rashid Minhas Rd	22	8	1	[Color-coded data for KHI-GI-Rashid Minhas Rd]																																																						
GADAAP																																																											
12	KHI-Gadaap-Composite site	22	11	5	[Color-coded data for KHI-Gadaap-Composite site]																																																						
13	KHI-Gaddap-Sohrab Goth	21	10	7	[Color-coded data for KHI-Gaddap-Sohrab Goth]																																																						
BALDIA																																																											
14	KHI-Baldia-Sajjan Goth	21	4		[Color-coded data for KHI-Baldia-Sajjan Goth]																																																						
15	KHI-Baldia-Composite	22	7	1	[Color-coded data for KHI-Baldia-Composite]																																																						
SUKKUR																																																											
16	SUK-Miani P.Station-Sukkur city	6		4	Started in 2012																										[Color-coded data for SUK-Miani P.Station-Sukkur city]																												
17	SUK-Makka P.Station-N.Sukkur	6		3	[Color-coded data for SUK-Makka P.Station-N.Sukkur]																																																						
HYDERABAD																																																											
18	HYD-Tulsidas P. Station	4		3	[Color-coded data for HYD-Tulsidas P. Station]																																																						
Khyber Pakhtunkhwa					43	19	14																																																				
PESHAWAR																																																											
19	PWR-Shaheen Town, ST-1	22	11	8	[Color-coded data for PWR-Shaheen Town, ST-1]																																																						
20	PWR-Lara Ma, LM-1	21	8	6	[Color-coded data for PWR-Lara Ma, LM-1]																																																						
Balochistan					44	20	2																																																				
QUETTA																																																											
21	Quetta-Jattak Killi, JT-1	21	11		Started in 2012																										[Color-coded data for Quetta-Jattak Killi, JT-1]																												
22	Quetta-Jam-e-Salfia, JS-1	22	9	2	[Color-coded data for Quetta-Jam-e-Salfia, JS-1]																																																						
23	Quetta-Surpul, SP-1	1			[Color-coded data for Quetta-Surpul, SP-1]																																																						
Pakistan					385	136	69																																																				

- Wild poliovirus type 1 (WPV1)
- Wild poliovirus type 3 (WPV3)
- ■ Mixture WPV1 & WPV3
- No WPV Isolated
- Under process
- X Scheduled sampling, sample not collected
- No sampling scheduled

SUMMARY

Total Sites = 23 (1 newly added sites from Quetta)

Total Samples Collected (2011-2012) = 386

Total Samples with results available = 373

Total samples positive for Wild PV (2011-2012) = 205 (136+69) (WPV1= 205)

Comparison environmental sampling results 2011-2012

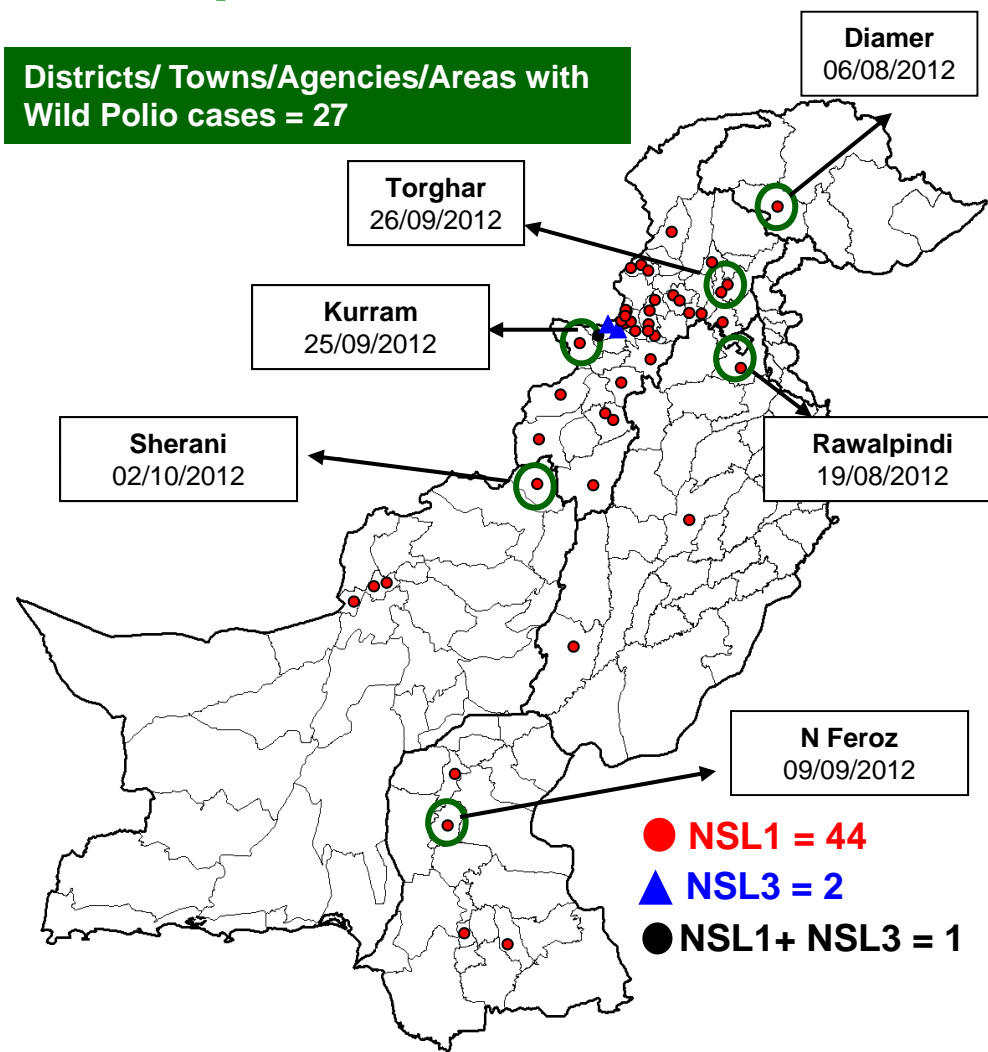
District/ Town	2011 [^]			2012*		
	Total	Wild		Total	Wild	
Lahore	27	10	37%	27	16	59%
Multan	27	12	44%	26	4	15%
Rawalpindi	8	7	88%	9	6	67%
Faisalabad	Sampling Started 2012			3	1	33%
G IQbal	18	8	44%	18	3	17%
Gadap	17	15	88%	18	12	67%
Baldia	17	6	35%	18	1	6%
Sukkur	Sampling Started 2012			10	7	70%
Hyderabad				3	3	100%
Peshawar	18	13	72%	18	14	78%
Quetta	17	13	76%	19	2	11%
Total	149	84	56%	169	69	41%

*Samples for which results are available

[^]Results till epidemiological week 38

Data source Polio RRL

Map1: Distribution of Wild Polio cases Pakistan 2012*



Province/ Country	Date of Last Case			Number of cases 2012		
	P1	P3	P1+P3	P1	P3	P1+P3
PUNJAB	Aug 2012	Jun, 2010	-	3	-	-
SINDH	Sep, 2012	Jan, 2010	-	4	-	-
KHYBER- PAKHTOON KHAW	Sep, 2012	Oct, 2010	-	19	-	-
FATA	Sep, 2012	Apr, 2012	Jan, 2012	13	2	1
BALUCHIST AN	Oct, 2012	Apr, 2010	-	4	-	-
AJK	-	Jun, 2000	-	-	-	-
GILGIT- BALTISTAN	Aug, 2012	-	-	1	-	-
ISLAMABAD	Sep, 2008	Sep, 2008	-	-	-	-
PAKISTAN	Oct, 2012	Apr, 2012	Jan, 2012	44	2	1

District with last polio case in province

* Afp.rec Data as of 20-10-2012

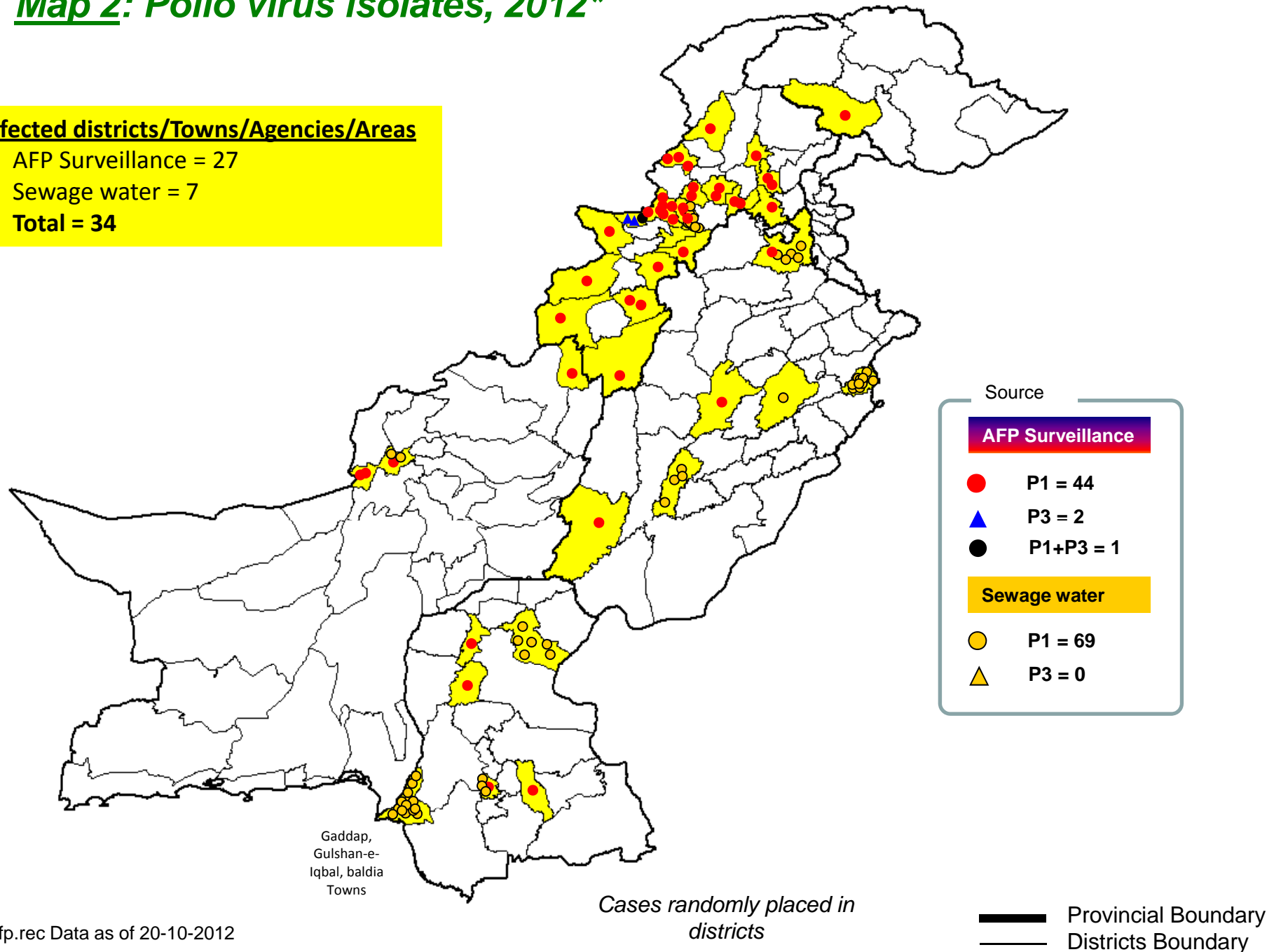
Cases randomly placed
in districts

Provincial Boundary
 Districts Boundary

Map 2: Polio virus isolates, 2012*

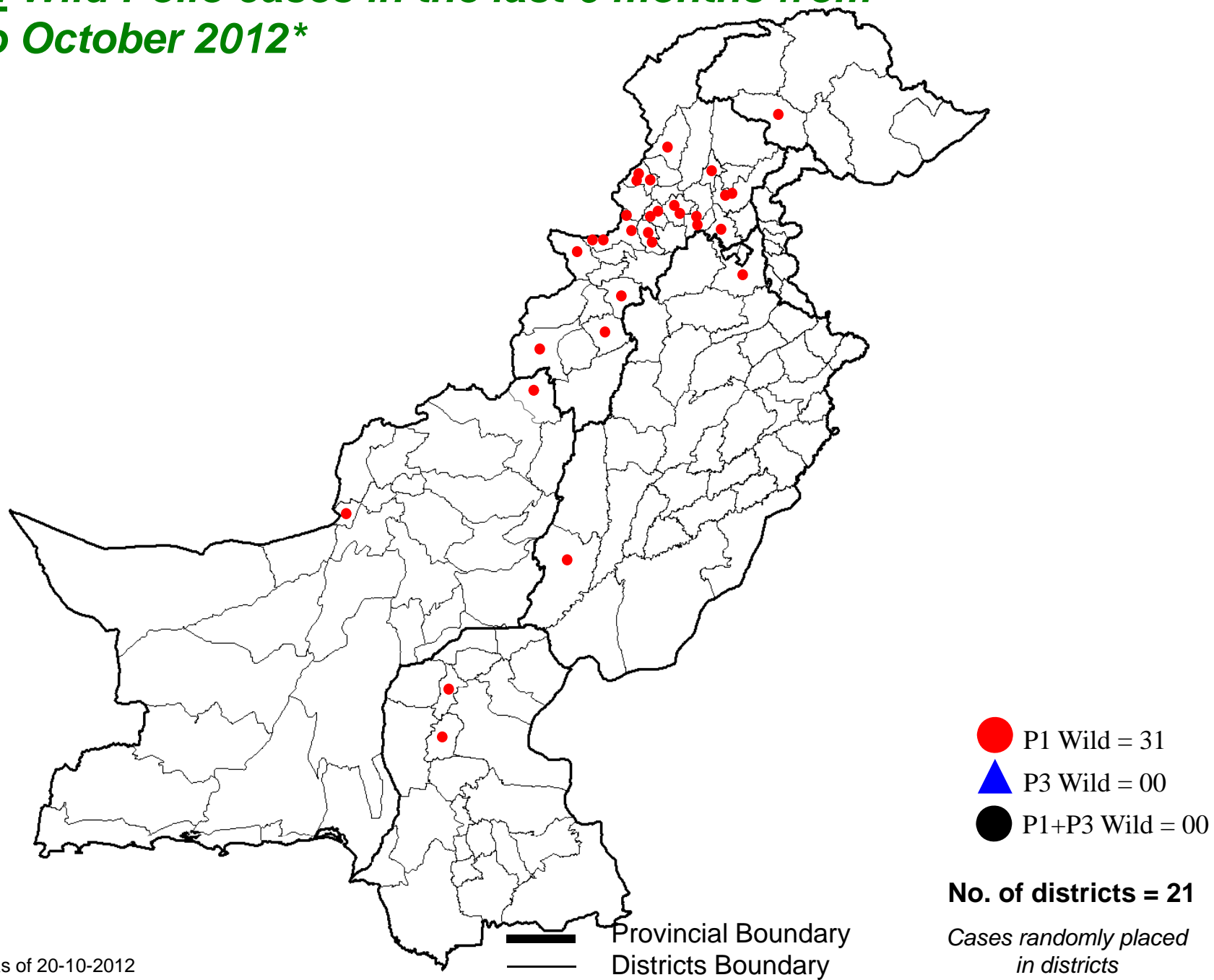
Infected districts/Towns/Agencies/Areas

- AFP Surveillance = 27
- Sewage water = 7
- Total = 34**



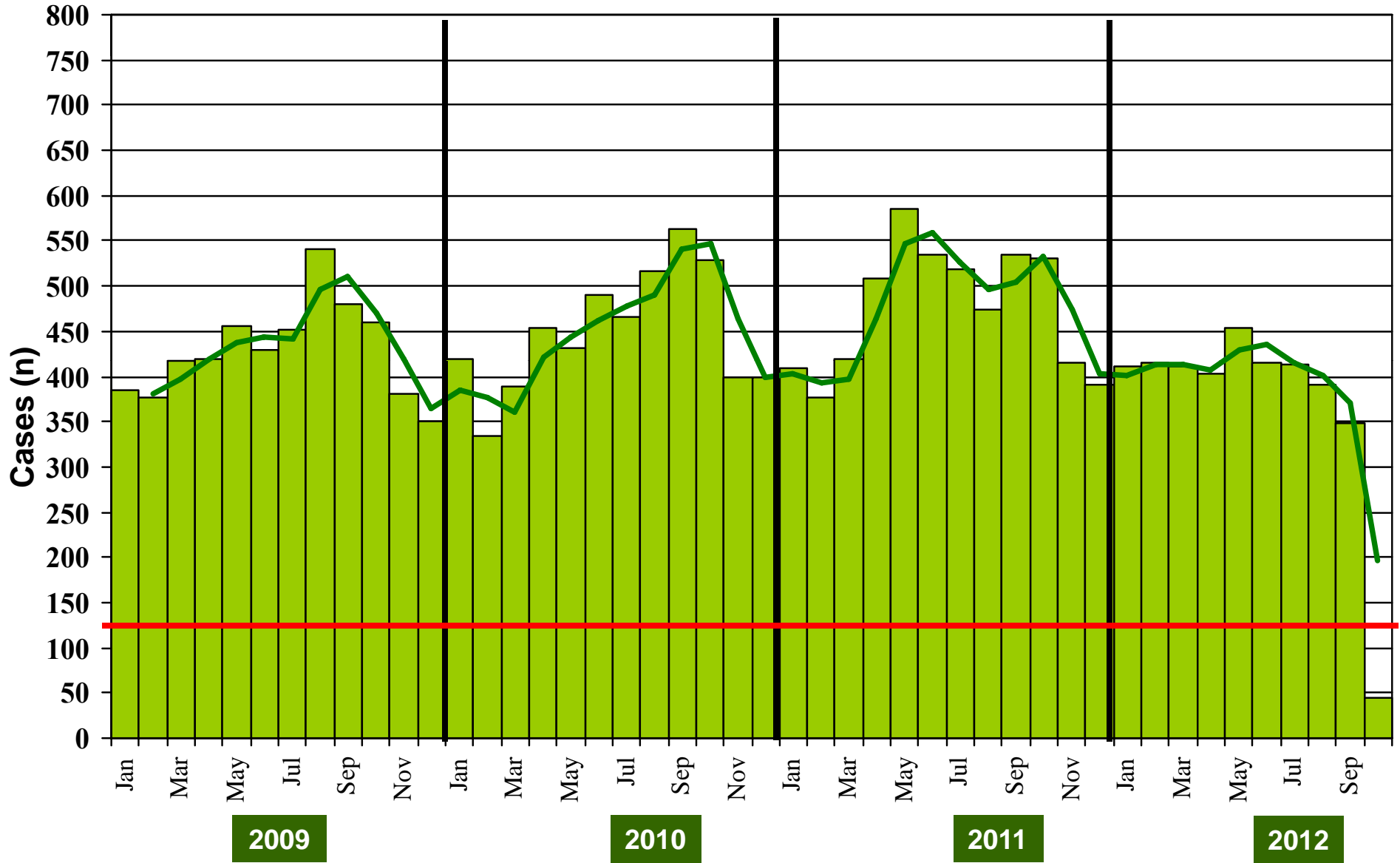
* Afp.rec Data as of 20-10-2012

Map 3: Wild Polio cases in the last 6 months from May to October 2012*



* Afp.rec Data as of 20-10-2012

Graph 1: Distribution of AFP Cases by Month, Pakistan 2009-2012*



@ Non-polio AFP rate of 2/100,000 children < 15 years

*Afp.rec Data as of 20-10-2012

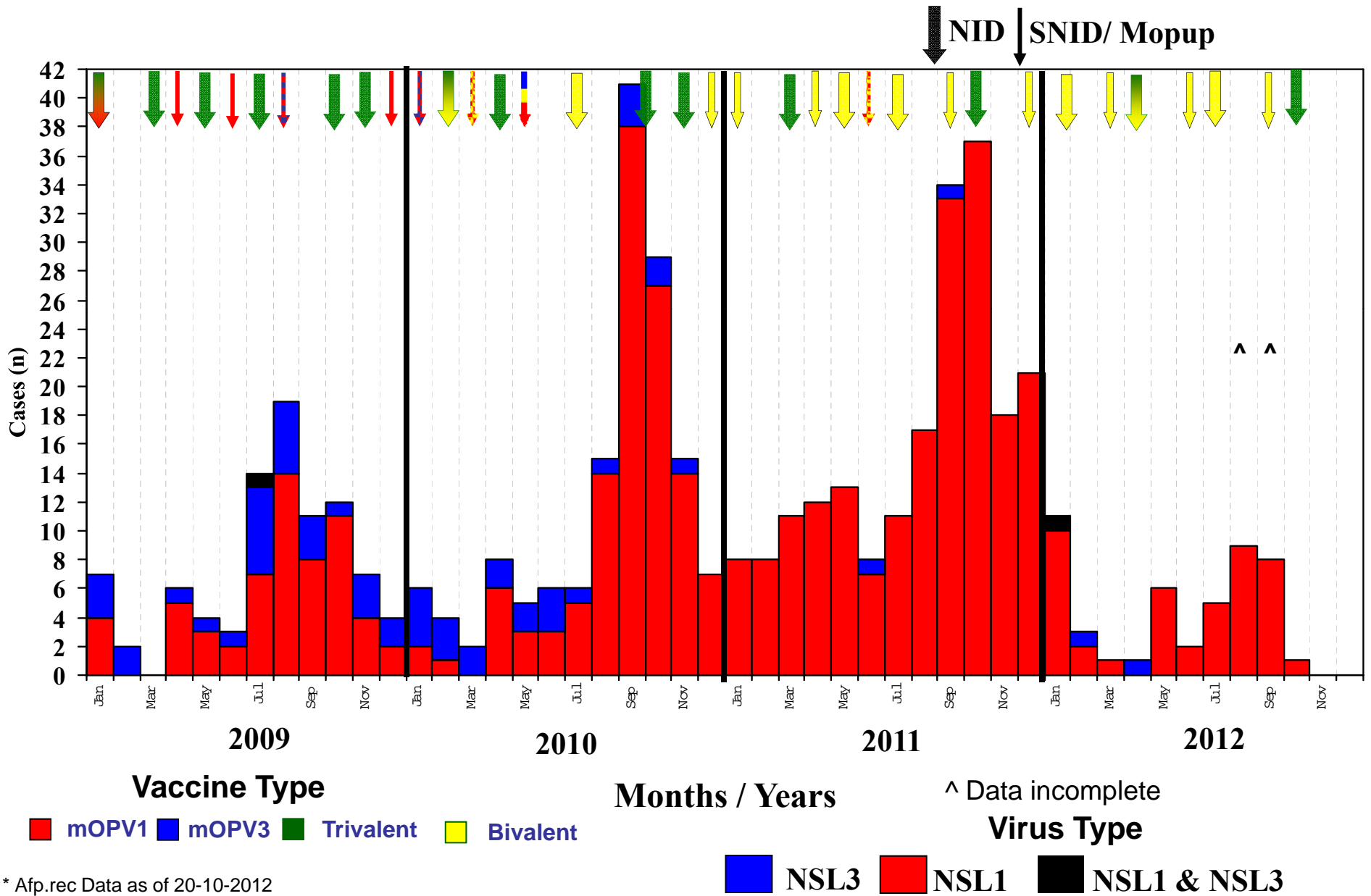
**Table 5: Distribution of AFP Cases By Week of Onset ^
Pakistan 2012* [Week number/Ending on]**

PROVINCE	W 27 07 Jul 2012	W 28 14 Jul 2012	W 29 21 Jul 2012	W 30 28 Jul 2012	W 31 04 Aug 2012	W 32 11 Aug 2012	W 33 18 Aug 2012	W 34 25 Aug 2012	W 35 01 Sep 2012	W 36 07 Sep 2012	W 37 15 Sep 2012	W 38 22 Sep 2012	W 39 29 Sep 2012	W 40 06 Sep 2012	W 41 13 Sep 2012
PUNJAB	39	55	57	43	40	37	39	59	51	52	59	56	47	25	1
SINDH	18	23	25	27	23	19	12	17	20	15	19	15	12	8	0
KP	15	21	20	18	15	24	15	33	16	21	20	17	22	15	2
FATA	2	4	1	1	1	3	1	4	3	3	0	3	3	2	1
BALUCHISTAN	2	2	3	1	6	5	1	2	6	1	6	3	5	0	0
AJK	1	0	0	0	0	0	0	1	0	2	2	3	1	0	0
GILGIT/ BILTISTAN	1	1	0	1	1	1	0	0	1	0	1	0	1	1	0
ISLAMABAD	0	0	0	2	1	0	0	0	0	0	0	1	1	0	0
PAKISTAN	78	106	106	93	87	89	68	116	97	94	107	98	92	51	4

* Afp.rec & Afplab.rec: Data as of 20-10-2012

^ MMWR Epidemiological Weeks

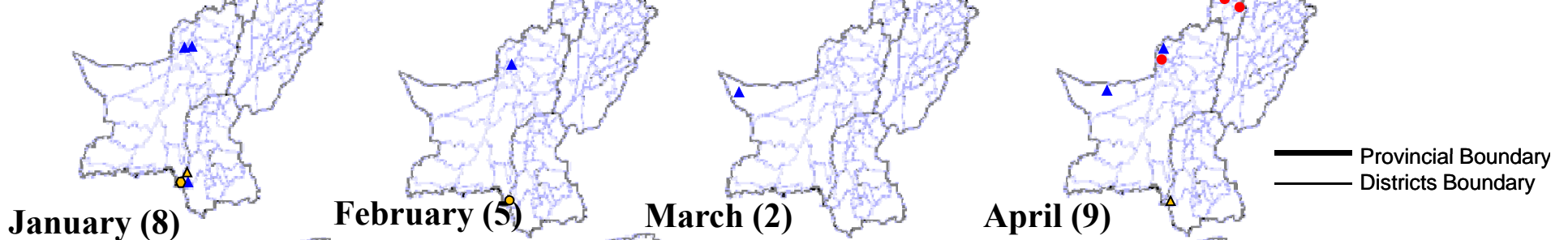
Graph 2: Confirmed Polio Cases By Poliovirus Type, 2009-2012*



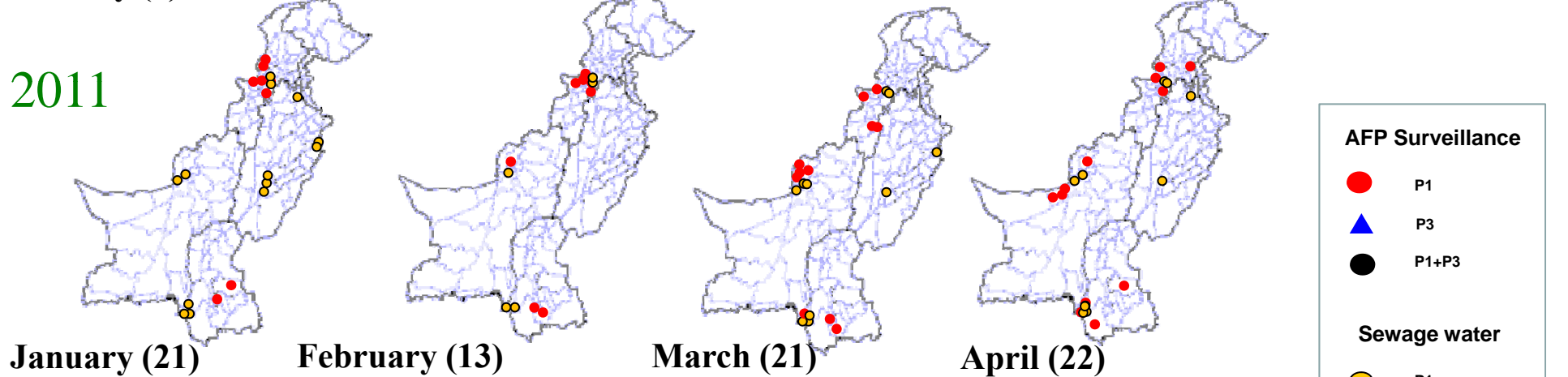
* Afp.rec Data as of 20-10-2012

Map 4: Monthly Comparison of P1 & P3 Polio Cases/Isolates 2010-2012*

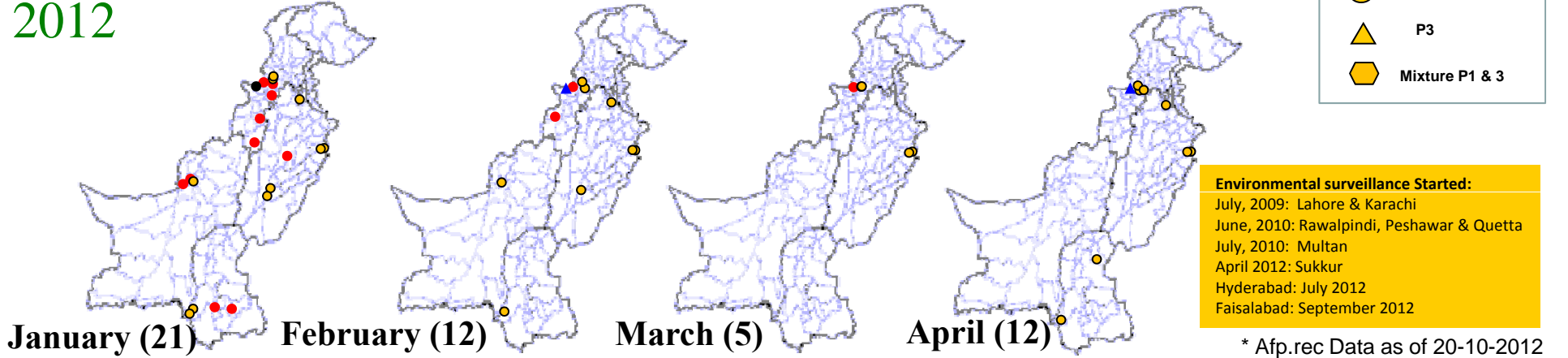
2010



2011



2012



AFP Surveillance

- P1
- ▲ P3
- P1+P3

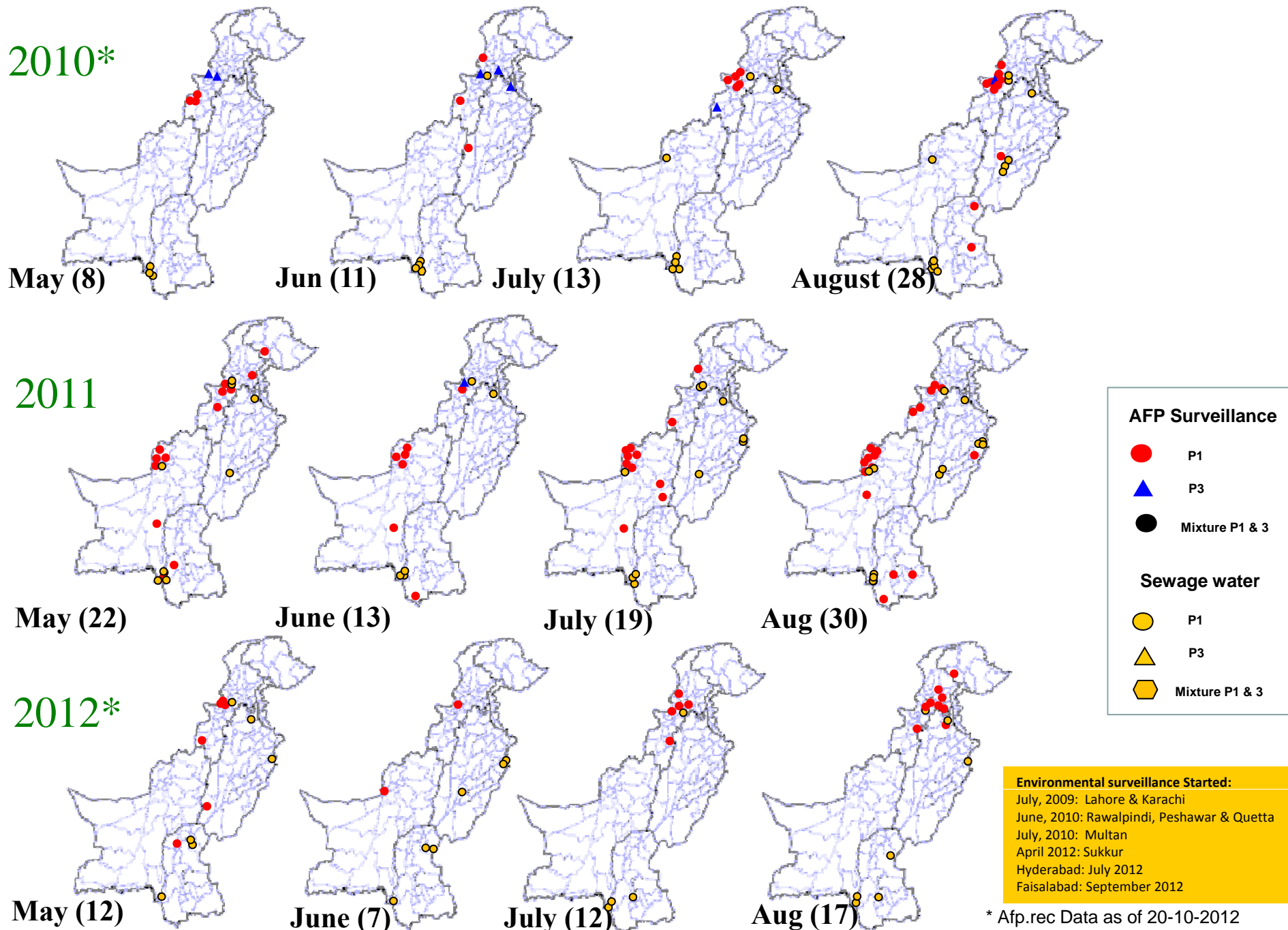
Sewage water

- P1
- ▲ P3
- ⬡ Mixture P1 & 3

Environmental surveillance Started:
 July, 2009: Lahore & Karachi
 June, 2010: Rawalpindi, Peshawar & Quetta
 July, 2010: Multan
 April 2012: Sukkur
 Hyderabad: July 2012
 Faisalabad: September 2012

* Afp.rec Data as of 20-10-2012

Map 4.1: Monthly Comparison of P1 & P3 Polio Cases/Isolates 2010-2012*



* Afp.rec Data as of 20-10-2012

Map 4.2: Monthly Comparison of P1 & P3 Polio Cases/Isolates 2010-2012*

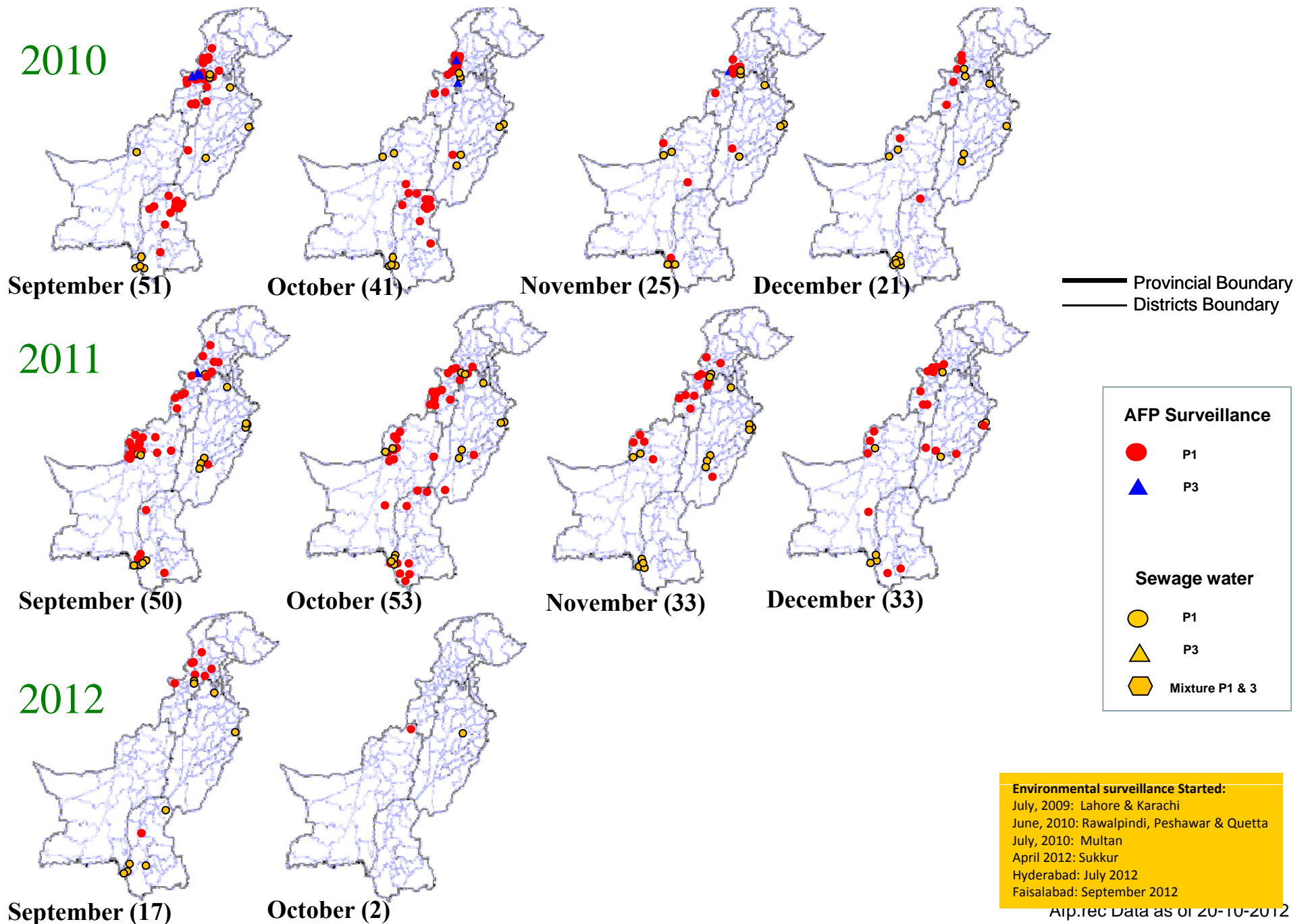
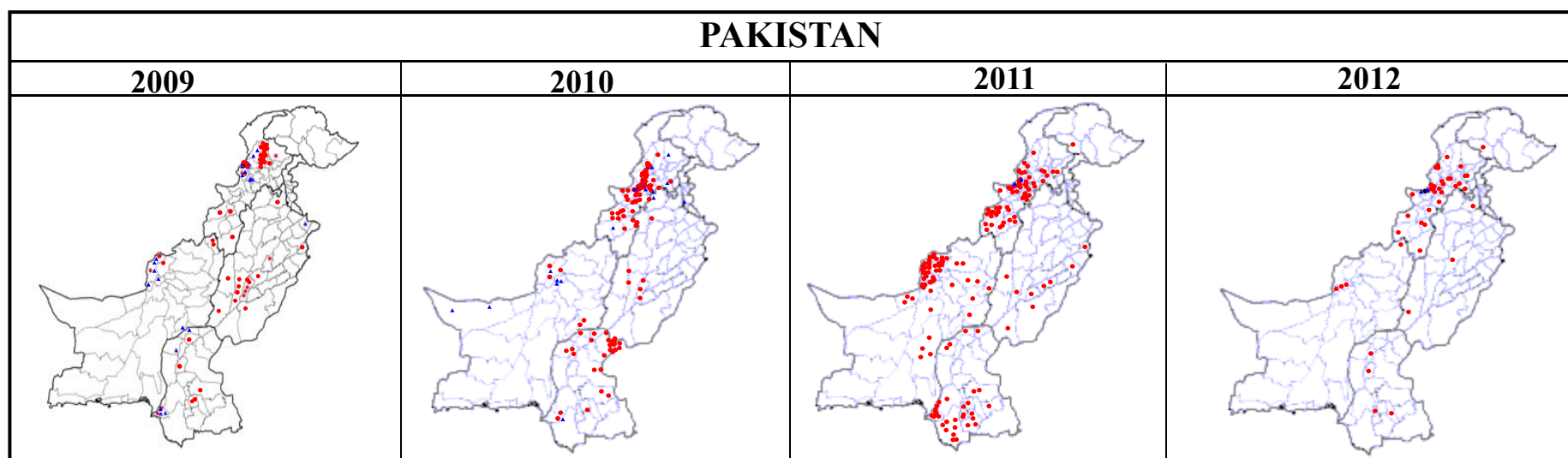


Table 6: Polio Eradication Update, Pakistan 2009-2012*

Province/Region	Polio 1				Polio 3				Total Wild			
	2009	2010	2011	2012	2009	2010	2011	2012	2009	2010	2011	2012
PUNJAB	16	6	9	3	1	1	0	-	17	7	9	3
SINDH	7	26	33	4	5	1	0	-	12	27	33	4
KP	24	19	23	19	5	5	0	-	29	24	23	19
FATA^	8	63	57	13	11	11	2	2	20^	74	59	16^
BALUCHISTAN	5	6	73	4	6	6	0	-	11	12	73	4
AJK	0	0	0	-	0	0	0	-	0	0	0	-
Gilgit-Baltistan	0	0	1	1	0	0	0	-	0	0	1	1
ISLAMABAD	0	0	0	-	0	0	0	-	0	0	0	-
PAKISTAN	60	120	196	44	28	24	2	2	89	144	198	47

^ FATA reported mixture of NSL1 & NSL3



* Afp.rec Data as of 20-10-2012

Table 7: Vaccination status of non polio AFP cases age 6-59 months 2009-2012*

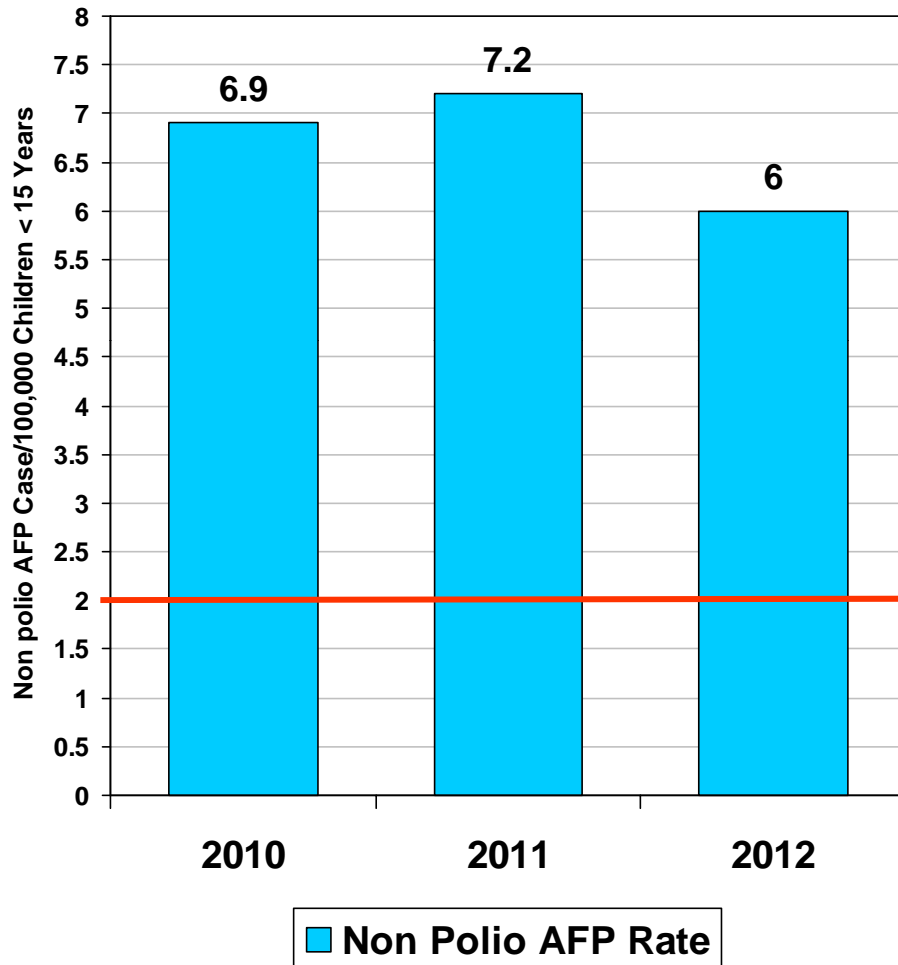
REGION	0 dose				1-2 doses				3 doses				4-6 doses				7+ doses			
	09	10	11	12	09	10	11	12	09	10	11	12	09	10	11	12	09	10	11	12
Central Punjab	0%	0%	0%	0%	0%	1%	1%	0%	1%	1%	2%	1%	6%	7%	6%	5%	93%	91%	92%	96%
North Punjab	0%	0%	0%	1%	0%	0%	1%	0%	0%	2%	1%	0%	5%	6%	5%	9%	94%	91%	93%	94%
South Punjab	0%	0%	0%	0%	0%	1%	0%	0%	1%	0%	1%	0%	6%	5%	5%	4%	93%	94%	93%	98%
PUNJAB	0%	0%	0%	0%	0%	1%	1%	0%	1%	1%	1%	1%	6%	6%	5%	5%	93%	92%	93%	96%
Karachi	1%	2%	4%	2%	1%	0%	1%	0%	2%	3%	0%	2%	5%	7%	6%	8%	90%	88%	88%	92%
North Sindh	0%	0%	0%	0%	0%	1%	1%	0%	2%	0%	0%	0%	6%	4%	5%	6%	92%	95%	94%	96%
South Sindh	0%	0%	1%	0%	1%	1%	1%	1%	2%	1%	0%	2%	7%	9%	6%	2%	91%	89%	93%	97%
SINDH	0%	1%	1%	1%	0%	1%	1%	0%	2%	1%	0%	1%	6%	7%	6%	5%	91%	91%	92%	96%
Central Khyber Pakhtunkhwa	1%	1%	1%	2%	0%	0%	1%	0%	1%	1%	0%	0%	2%	2%	3%	2%	96%	97%	95%	97%
North Khyber Pakhtunkhwa	6%	2%	1%	0%	5%	1%	2%	2%	4%	2%	1%	2%	8%	6%	7%	7%	77%	89%	90%	90%
South Khyber Pakhtunkhwa	2%	3%	2%	0%	0%	3%	4%	0%	1%	3%	4%	5%	12%	14%	7%	14%	85%	76%	83%	83%
Khyber Pakhtunkhwa	3%	1%	1%	1%	2%	1%	2%	1%	2%	2%	1%	2%	6%	6%	5%	5%	87%	90%	91%	92%
FATA	4%	14%	14%	19%	9%	11%	10%	11%	3%	6%	5%	0%	8%	18%	11%	7%	76%	51%	61%	64%
North Balochistan	17%	12%	4%	25%	7%	0%	12%	0%	3%	4%	23%	25%	3%	12%	12%	0%	69%	72%	50%	54%
Quetta Block	8%	0%	31%	7%	15%	11%	10%	7%	3%	0%	3%	0%	3%	9%	14%	7%	73%	81%	43%	82%
Rest of Balochistan	1%	6%	7%	6%	5%	2%	2%	6%	5%	2%	5%	0%	11%	11%	10%	16%	78%	78%	76%	74%
BALUCHISTAN	5%	5%	16%	8%	8%	4%	6%	6%	4%	2%	6%	2%	8%	11%	12%	12%	75%	78%	60%	75%
PAKISTAN	1%	1%	2%	1%	1%	1%	1%	1%	2%	1%	1%	1%	6%	7%	6%	5%	90%	89%	89%	93%

* Afp.rec Data as of 20-10-2012

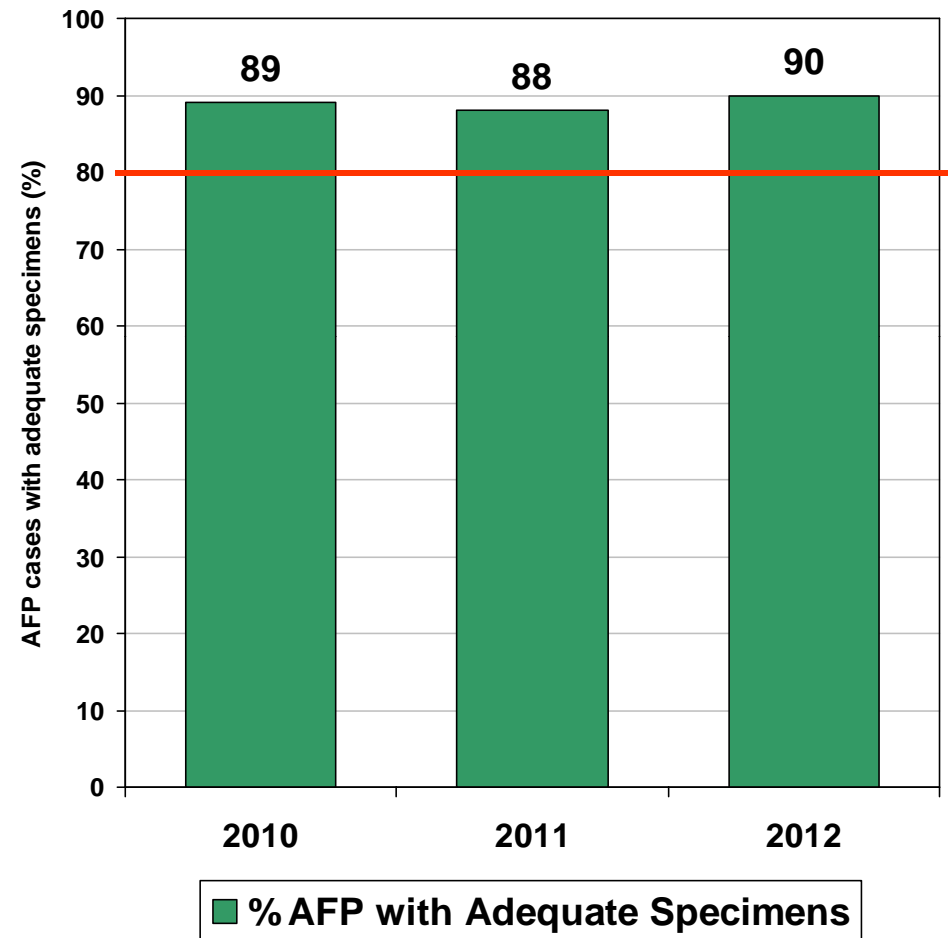
Key Surveillance Indicators; 2010-2012*

(Non polio AFP rate and % AFP cases with adequate specimens)

Graph 3



Graph 4

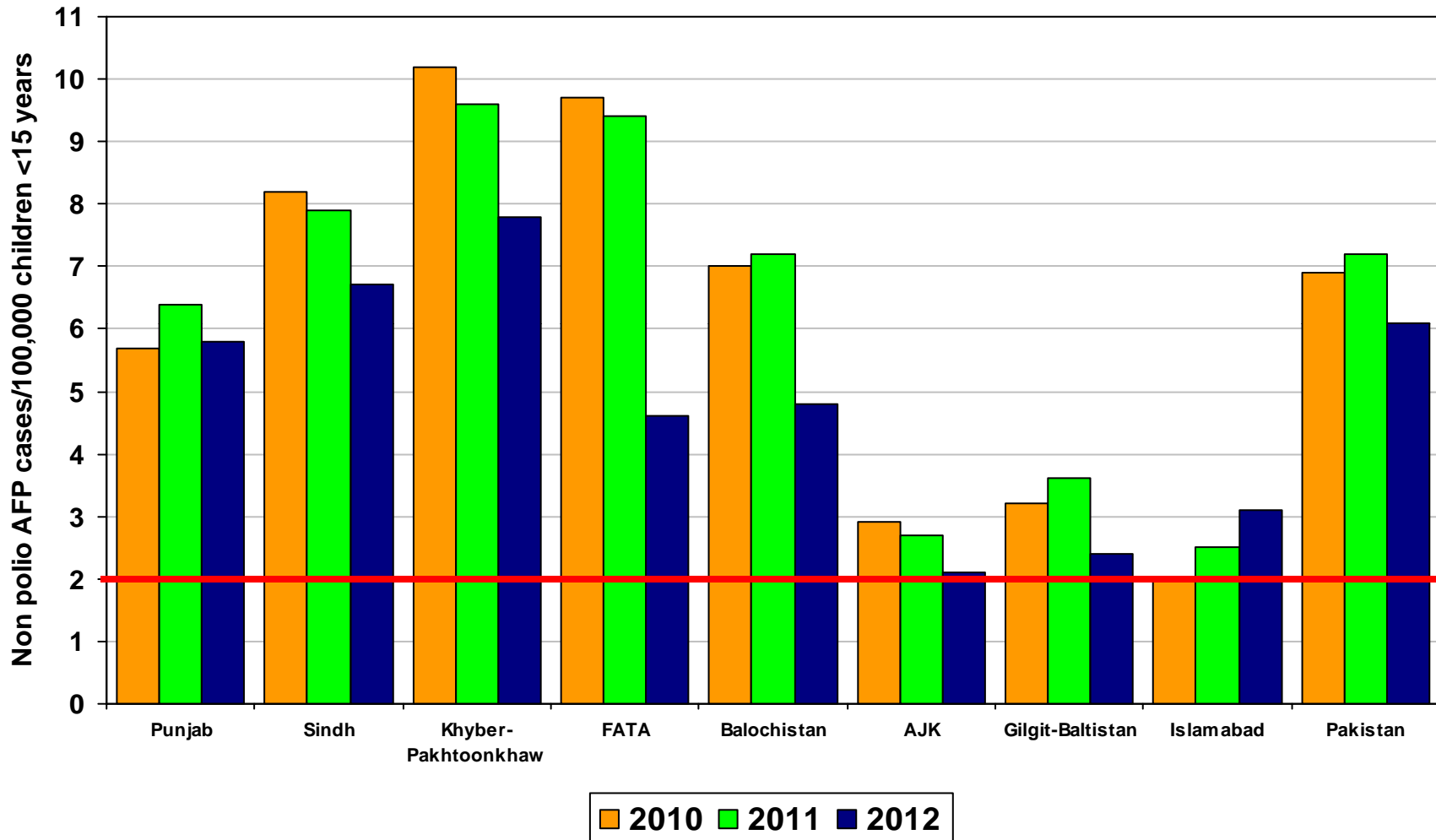


Non Polio AFP rate Up to Week No. 41 ended on 13th October, 2012

* AFP.REC Data as of 20-10-2012

Target

Graph 3.1 :Non Polio AFP Rate By Province/Regions, 2010-2012*

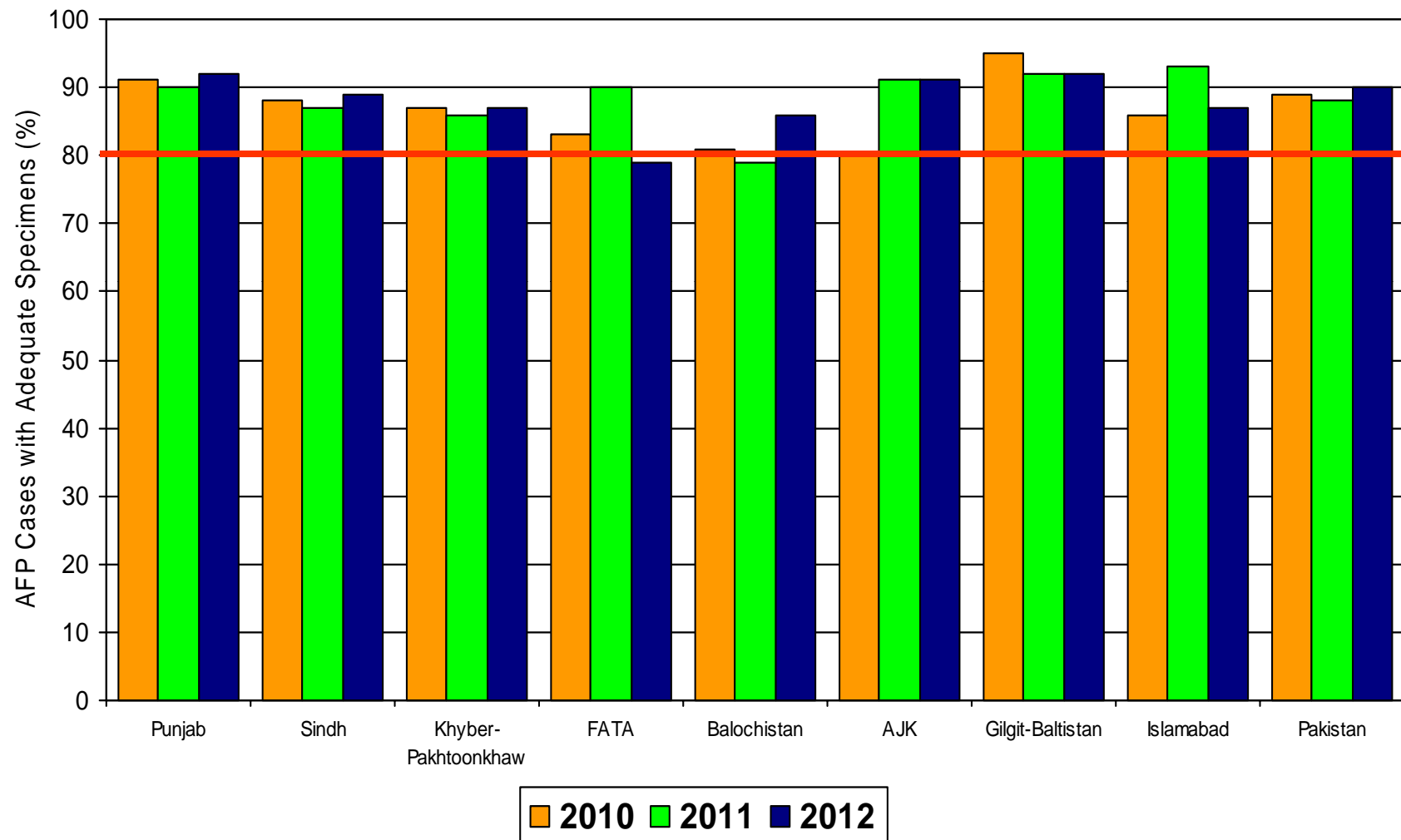


Non Polio AFP rate Up to Week No. 41 ended on 13th October, 2012

Target Non-Polio AFP Rate 2/ 100000 < 15 years of the age

* AFP.REC Data as of 20-10-2012

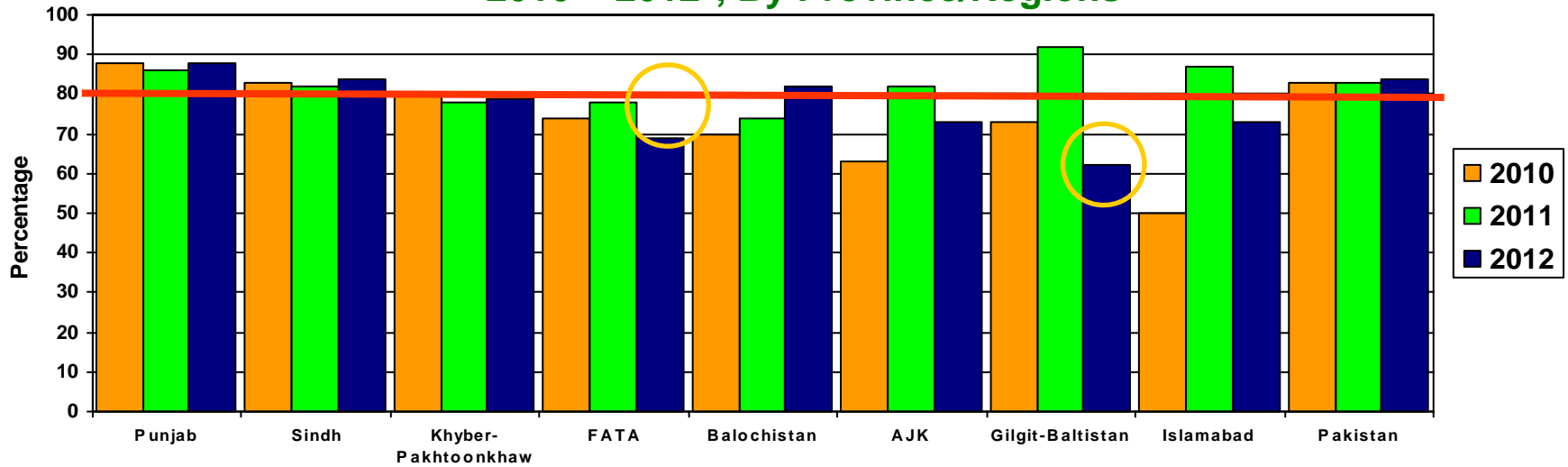
Graph 4.1: Percent AFP Cases with Adequate Specimens By Province/Regions, 2010-2012*



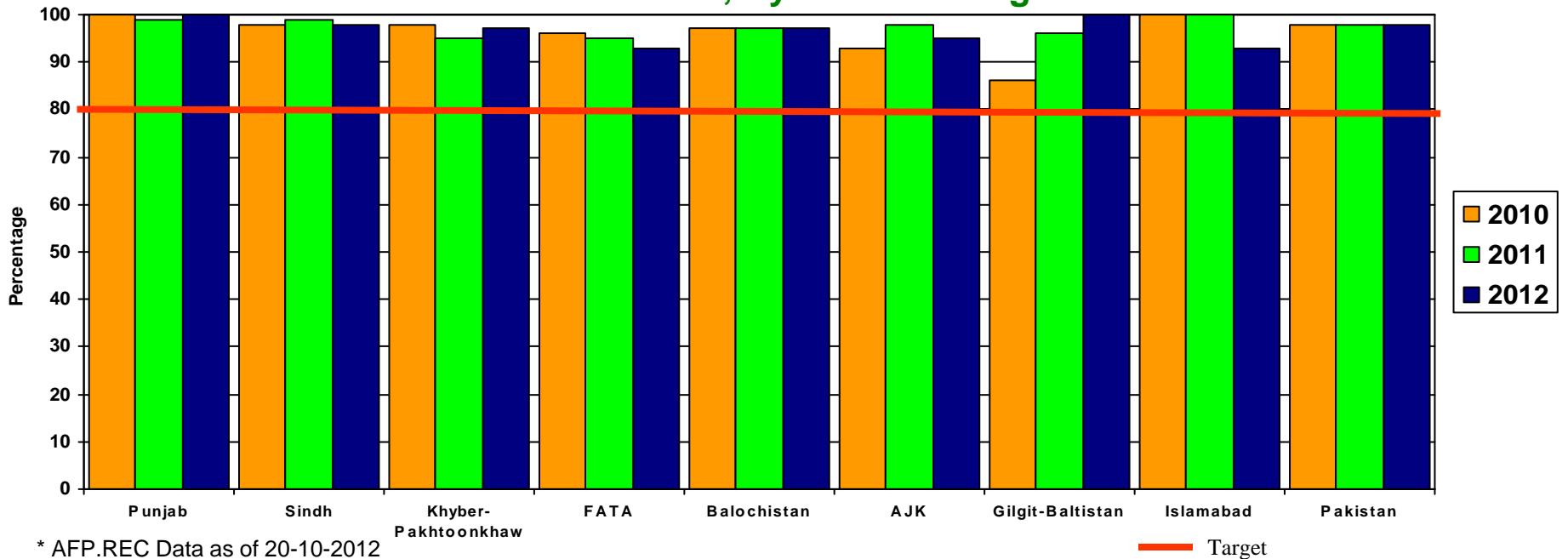
* AFP.REC Data as of 20-10-2012

— Target Adequate Sample cases = 80%

**Graph 5: Percent AFP Cases Notified within 07 days of paralysis onset
2010 ~ 2012*, By Province/Regions**



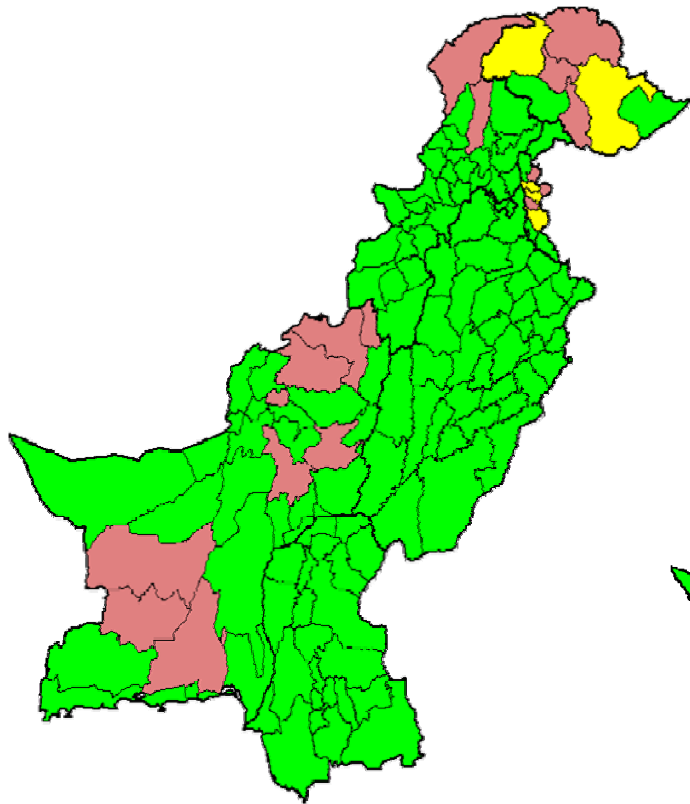
**Graph 6: Percent AFP Cases Investigated within 48 hours of notification
2010 ~ 2012*, By Province/Regions**



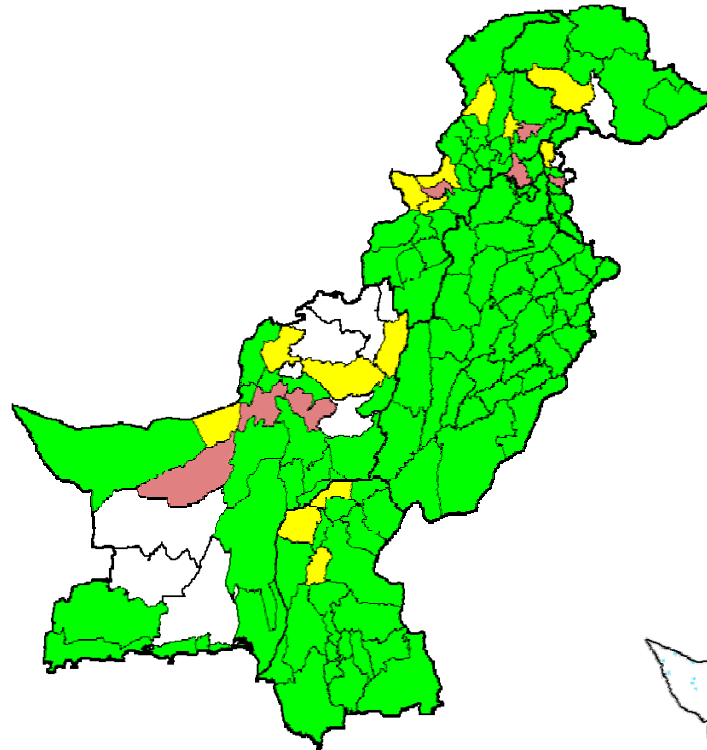
* AFP.REC Data as of 20-10-2012

— Target

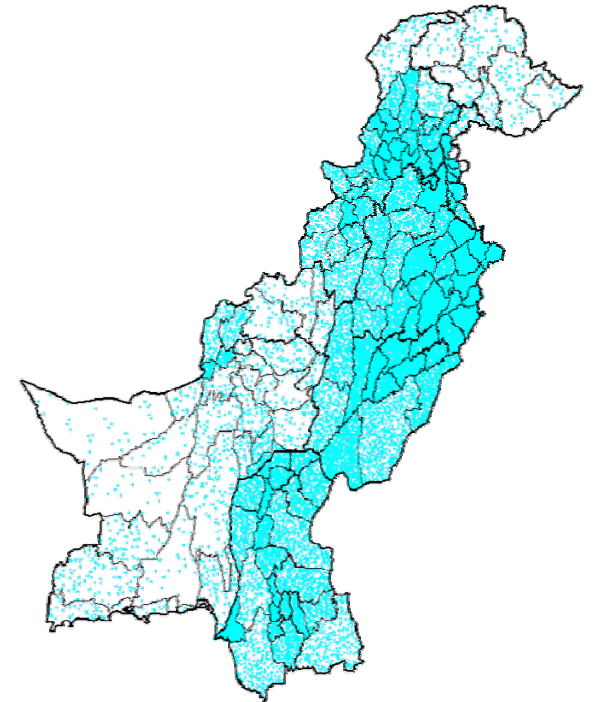
Map 5: Non-Polio AFP Rate by District 2012*



Map 6: Percent AFP Cases with Adequate Specimens, By District – 2012*



Map 7: Population density



0.00 - 0.99
1 - 1.99
≥ 2

0% - 59 %
60% - 79%
≥ 80 %
No AFP Case reported

Non Polio AFP rate Up to Week No. 41 ended on 13th October, 2012

* AFP.REC Data as of 20-10-2012

● 2000 children under 15 years of age

Table 8.1: AFP CASES PENDING FOR CLASSIFICATION WITH DATE OF ONSET MORE THAN 90 DAYS* 2012 (1/3)

S. No	DISTRICT	TEHSIL	EPID	SEX	AGE	DONSET	DOSE€	DSTOOL1	DSTOOL2	LAB	FEVER	ASVM	PROG	FUP	PEND (DAYS)
1	DGKHAN	DGKHAN	PB/81/12/075	M	24	7/15/2012	7+	8/4/2012	8/5/2012	EV	Y	N	Y	Y	95
2	DGKHAN	DGKHAN	PB/81/12/079	M	19	7/16/2012	7+	8/18/2012	8/19/2012	NVI	Y	Y	Y	Y	94
3	DGKHAN	DGKHAN	PB/81/12/094	M	42	6/27/2012	7+	LATE NOTIFIED			Y	Y	Y	Y	113
4	FAISALABAD	FAISALABAD CITY	PB/51/12/073	M	20	7/3/2012	7+	8/13/2012	8/14/2012	NVI	Y	Y	Y	Y	107
5	FAISALABAD	TANDLIAN WALA	PB/51/12/085	M	36	7/18/2012	7+	9/8/2012	9/9/2012	EV	Y	Y	Y	Y	92
6	FAISALABAD	FAISALABAD SADAR	PB/51/12/091	M	25	5/25/2012	7+	LATE NOTIFIED			Y	Y	Y	Y	146
7	MUZFARGARH	MUZFARGARH	PB/83/12/073	F	30	7/16/2012	7+	8/5/2012	8/6/2012	NVI	N	N	N	Y	94
8	RYKHAN	KHANPUR	PB/72/12/069	F	27	6/25/2012	7+	LATE NOTIFIED			N	Y	Y	Y	115
9	SAHIWAL	SAHIWAL	PB/65/12/024	F	36	7/16/2012	7+	8/1/2012	8/2/2012	NVI	N	N	N	Y	94
10	TTSINGH	TOBA TEK SINGH	PB/52/12/041	M	31	6/16/2012	7+	7/15/2012	7/16/2012	EV	Y	N	Y	DIED	124
11	TTSINGH	TOBA TEK SINGH	PB/52/12/046	F	84	7/14/2012	7+	8/6/2012	8/7/2012	NVI	N	Y	Y	Y	96
12	DADU	DADU	SD/24/12/011	M	14	5/24/2012	7+	LATE NOTIFIED			N	Y	Y	Y	147
13	GHOTKI	GHOTKI	SD/42/12/038	M	96	7/5/2012	7+	DIED BEFORE STOOL			N	N	Y	DIED	105
14	HYDERABAD	HYDERABAD RURAL	SD/21/12/018	M	120	2/28/2012	7+	3/16/2012	3/17/2012	NVI	Y	N	Y	Y	233
15	HYDERABAD	HYDERABAD RURAL	SD/21/12/027	F	7	3/29/2012	3	5/22/2012	5/24/2012	VACC	Y	Y	Y	Y	203
16	HYDERABAD	HYDERABAD RURAL	SD/21/12/033	F	24	6/6/2012	7+	7/3/2012	7/4/2012	EV	Y	Y	Y	Y	134
17	HYDERABAD	QASIMABAD	SD/21/12/036	F	11	7/15/2012	7+	8/13/2012	8/14/2012	EV	Y	Y	Y		95
18	JACOBABAD	JACOBABAD	SD/53/12/024	M	36	6/19/2012	7+	6/27/2012	7/6/2012	NVI	Y	N	Y	Y	121
19	KASHMIRE	TANGWANI	SD/54/12/013	M	96	4/29/2012	7+	5/18/2012	5/19/2012	EV	Y	Y	Y		172
20	KHAIRPUR	SOBHO DERO	SD/43/12/057	M	32	5/25/2012	7+	6/13/2012	6/16/2012	EV	Y	Y	Y	Y	146
21	KHAIRPUR	MIRWAH	SD/43/12/063	M	36	6/20/2012	7+	8/3/2012	8/4/2012	NVI	Y	N	Y	Y	120
22	KHIBALDIA	BALDIA	SD/61/12/010	F	24	6/2/2012	7+	6/27/2012	6/28/2012	NVI	Y	Y	Y	Y	138
23	KHIJAMSHEED	JAMSHEED	SD/66/12/006	M	60	3/29/2012	7+	4/20/2012	4/22/2012	NVI	Y	N	Y	Y	203
24	KHILANDHI	LANDHI	SD/69/12/013	M	51	6/2/2012	7+	6/21/2012	6/22/2012	NVI	Y	N	N	Y	138
25	KHISITE	SITE	SD/78/12/009	F	60	5/22/2012	7+	5/28/2012		NVI	Y	N	Y	DIED	149
26	LARKANA	LARKANA	SD/51/12/022	M	168	6/30/2012	7+	7/19/2012	7/20/2012	VACC	Y	N	Y		110
27	NFEROZ	MORO	SD/45/12/014	M	120	7/12/2012	7+	DIED BEFORE STOOL			N	Y	Y	DIED	98
28	NFEROZ	MORO	SD/45/12/020	M	107	6/23/2012	7+	8/31/2012	9/1/2012	NVI	N	Y	Y		117
29	SANGHAR	SANGHAR	SD/32/12/010	F	2	3/14/2012	2	4/10/2012	4/11/2012	NVI	Y	Y	Y	Y	218
30	SHIKARPUR	GARHI YASIN	SD/52/12/005	M	48	2/19/2012	7+	DIED BEFORE STOOL			N	Y	Y	DIED	242
31	SHIKARPUR	GARHI YASIN	SD/52/12/030	M	48	7/9/2012	7+	DIED BEFORE STOOL			Y	N	Y	DIED	101
32	THARPARKAR	NAGAR PARKAR	SD/33/12/026	M	20	6/26/2012	7+	7/11/2012	7/12/2012	NVI	Y	N	Y	Y	114
33	THATTA	THATTA	SD/22/12/024	M	12	1/21/2012	7+	LATE NOTIFIED			Y	Y	Y	Y	271
34	ABOTABAD	ABBOTABAD	NW/10/12/003	M	42	2/12/2012	7+	3/2/2012	3/4/2012	NVI	Y	N	Y	DIED	249
35	ABOTABAD	HAVALIAN	NW/10/12/014	F	30	5/6/2012	7+	LATE NOTIFIED			Y	Y	Y		165
36	ABOTABAD	HAVALIAN	NW/10/12/022	M	48	7/3/2012	7+	LATE NOTIFIED			Y	N	Y		107
37	ABOTABAD	ABBOTABAD	NW/10/12/025	M	96	7/18/2012	7+	8/17/2012	8/18/2012	NVI	N	N	Y		92
38	BANNU	BANNU	NW/61/12/011	F	17	5/9/2012	7+	5/12/2012		NVI	N	N	Y	DIED	162
39	BATAGRAM	BATAGRAM	NW/11/12/013	F	54	6/22/2012	7+	DIED BEFORE STOOL			Y	Y	Y	DIED	118
40	BATAGRAM	BATAGRAM	NW/11/12/011	M	24	6/14/2012	7+	DIED BEFORE STOOL			N	Y	Y	DIED	126
41	BATAGRAM	BATAGRAM	NW/11/12/012	M	96	6/15/2012	7+	LATE NOTIFIED			Y	N	Y	Y	125
42	BUNIR	DAGGAR	NW/22/12/011	F	18	4/2/2012	7+	LATE NOTIFIED			Y	N	Y		199
43	BUNIR	DAGGAR	NW/22/12/004	F	54	2/8/2012	7+	2/29/2012	3/1/2012	NVI	Y	N	Y	Y	253
44	CHARSADA	CHARSADA	NW/31/12/008	M	54	2/6/2012	7+	DIED BEFORE STOOL			N	N	Y	DIED	255

€ Based on recall of parents

* Afp.rec Data as of 20-10-2012

60 days Follow-up not done

FUP = Residual Weakness at 60 days follow up.

Table 8.1: AFP CASES PENDING FOR CLASSIFICATION WITH DATE OF ONSET MORE THAN 90 DAYS* 2012 (2/3)

S. No	DISTRICT	TEHSIL	EPID	SEX	AGE	DONSET	DOSE€	DSTOOL1	DSTOOL2	LAB	FEVER	ASVM	PROG	FUP	PEND (DAYS)
45	CHARSADA	SHABQADAR	NW/31/12/024	F	22	5/14/2012	7+	6/4/2012	6/5/2012	NVI	Y	Y	Y		157
46	CHARSADA	SHABQADAR	NW/31/12/032	F	11	6/2/2012	7+	7/18/2012	7/19/2012	NVI	Y	Y	Y		138
47	CHARSADA	CHARSADA	NW/31/12/030	F	144	5/9/2012	7+	7/10/2012	7/11/2012	NVI	Y	Y	Y		162
48	CHITRAL	CHITRAL	NW/21/12/005	M	216	6/12/2012	7+	6/26/2012	6/27/2012	NVI	Y	UK	UK		128
49	DIKHAN	PAHARPUR	NW/60/12/012	M	168	5/8/2012	7+	5/28/2012	5/31/2012	NVI	N	N	Y		163
50	DIRUPPER	WARI	NW/25/12/006	M	15	2/12/2012	4	3/22/2012	3/26/2012	NVI	Y	Y	Y	DIED	249
51	DIRUPPER	WARI	NW/25/12/016	F	18	5/13/2012	7+	6/3/2012	6/4/2012	EV	Y	Y	Y	Y	158
52	DIRUPPER	DIR	NW/25/12/018	M	24	6/29/2012	7+	7/14/2012	7/15/2012	NVI	Y	Y	Y		111
53	HANGU	HANGU	NW/54/12/009	F	24	4/27/2012	7+	5/25/2012	5/26/2012	EV	Y	N	Y		174
54	HANGU	HANGU	NW/54/12/001	F	120	1/1/2012	3	1/21/2012	1/22/2012	NVI	Y	Y	Y		291
55	HANGU	HANGU	NW/54/12/011	F	144	7/17/2012	7+	7/23/2012		EV	Y	N	Y		93
56	HARIPUR	HARIPUR	NW/12/12/006	F	14	5/9/2012	3	LATE NOTIFIED			Y	N	Y		162
57	KARAK	TAKHT E NASRATI	NW/51/12/011	M	42	7/1/2012	7+	7/27/2012	7/28/2012	NVI	Y	Y	Y	Y	109
58	KHYBER	BARA	NW/34/12/007	M	12	2/3/2012	7+	2/22/2012	2/23/2012	NVI	N	Y	Y	Y	258
59	KHYBER	TIRAH	NW/34/12/015	M	19	3/7/2012	0	3/28/2012	3/29/2012	NVI	Y	Y	Y	Y	225
60	KHYBER	BARA	NW/34/12/020	F	22	3/18/2012	0	DIED BEFORE STOOL			Y	Y	Y		214
61	KHYBER	BARA	NW/34/12/023	M	9	3/9/2012	5				Y	Y	UK	Y	223
62	KHYBER	BARA	NW/34/12/033	M	11	6/1/2012	0				Y	Y	Y	Y	139
63	KOHAT	KOHAT	NW/50/12/006	F	18	1/25/2012	7+	3/16/2012	3/17/2012	NVI	Y	N	Y		267
64	KOHAT	KOHAT	NW/50/12/009	M	10	2/10/2012	6	3/23/2012	3/24/2012	NVI	Y	Y	Y	Y	251
65	KOHISTAN	PATTAN	NW/13/12/006	F	96	6/16/2012	7+	LATE NOTIFIED			Y	N	Y		124
66	KOHISTAN	DASSU	NW/13/12/003	F	31	1/17/2012	4	LATE NOTIFIED			Y	Y	Y		275
67	KURRAM	UPPER KURRAM	NW/52/12/014	M	36	5/10/2012	3	5/23/2012	5/25/2012	NVI	Y	Y	Y		161
68	LAKKIMRWT	LAKKIMRWT	NW/62/12/013	F	15	4/9/2012	7+	4/15/2012		NVI	Y	N	Y	DIED	192
69	LAKKIMRWT	LAKKIMRWT	NW/62/12/016	M	72	4/9/2012	7+	5/4/2012	5/6/2012	NVI	Y	N	Y	Y	192
70	LAKKIMRWT	LAKKIMRWT	NW/62/12/022	F	7	5/12/2012	6	6/6/2012	6/7/2012	NVI	Y	Y	Y	Y	159
71	LAKKIMRWT	LAKKIMRWT	NW/62/12/006	M	18	1/8/2012	7+	2/14/2012	2/15/2012	EV	Y	Y	Y	Y	284
72	MALAKAND	BATKHELA	NW/20/12/009	M	51	3/21/2012	7+	4/3/2012		EV	Y	N	Y		211
73	MANSEHRA	MANSEHRA	NW/14/12/017	F	57	4/29/2012	7+	5/31/2012	6/1/2012	NVI	N	N	Y	Y	172
74	MANSEHRA	MANSEHRA	NW/14/12/022	F	24	7/13/2012	7+	7/17/2012		NVI	Y	N	Y		97
75	MARDAN	MARDAN	NW/40/12/035	M	19	4/5/2012	7+	5/3/2012	5/5/2012	EV	Y	Y	Y	Y	196
76	MARDAN	MARDAN	NW/40/12/016	F	41	2/10/2012	7+	3/9/2012	3/11/2012	NVI	Y	N	Y	DIED	251
77	MARDAN	TAKHT BHAI	NW/40/12/042	M	5	5/4/2012	6	5/30/2012	6/1/2012	NVI	Y	Y	Y	Y	167
78	MARDAN	MARDAN	NW/40/12/067	F	48	7/15/2012	7+	8/25/2012	8/26/2012	EV	N	N	Y		95
79	MOHMAND	YAKKA GHUND	NW/35/12/004	M	15	3/16/2012	5	4/11/2012	4/12/2012	NVI	N	Y	Y		216
80	NOWSHERA	NOWSHERA	NW/32/12/023	M	36	6/8/2012	7+	6/30/2012	7/2/2012	NVI	N	Y	Y		132
81	ORAKZAI	CENTRAL ORAKZAI	NW/53/12/002	M	16	6/15/2012	0	7/19/2012	7/21/2012	EV	Y	Y	Y		125
82	PESHAWAR	PESHAWAR	NW/30/12/015	F	13	2/8/2012	7+	3/8/2012	3/10/2012	NVI	UK	Y	UK		253
83	PESHAWAR	PESHAWAR	NW/30/12/038	M	64	5/8/2012	7+	5/29/2012	5/30/2012	NVI	N	N	Y		163
84	PESHAWAR	PESHAWAR	NW/30/12/019	M	20	2/28/2012	7+	3/31/2012	4/1/2012	NVI	Y	Y	Y	Y	233
85	PESHAWAR	PESHAWAR	NW/30/12/044	F	119	6/4/2012	7+	6/14/2012		NVI	Y	N	N		136
86	PESHAWAR	PESHAWAR	NW/30/12/042	M	66	5/18/2012	7+	6/10/2012	6/12/2012	NVI	Y	Y	UK		153
87	PESHAWAR	PESHAWAR	NW/30/12/049	F	13	6/8/2012	7+	6/26/2012	6/27/2012	EV	N	Y	Y		132
88	PESHAWAR	PESHAWAR	NW/30/12/061	M	18	7/18/2012	7+	8/9/2012	8/10/2012	EV	Y	N	Y		92

€ Based on recall of parents

* Afp.rec Data as of 20-10-2012

60 days Follow-up not done

FUP = Residual Weakness at 60 days follow up.

Table 8.1: AFP CASES PENDING FOR CLASSIFICATION WITH DATE OF ONSET MORE THAN 90 DAYS* 2012 (3/3)

S. No	DISTRICT	TEHSIL	EPID	SEX	AGE	DONSET	DOSE€	DSTOOL1	DSTOOL2	LAB	FEVER	ASYM	PROG	FUP	PEND (DAYS)
89	SHANGLA	ALPURI	NW/26/12/001	F	30	2/4/2012	7+	2/18/2012	2/19/2012	NVI	Y	Y	N	DIED	257
90	SWABI	SWABI	NW/41/12/032	M	11	4/9/2012	7+	LATE NOTIFIED			UK	N	UK	Y	192
91	SWAT	SWAT	NW/24/12/007	M	20	4/2/2012	0	4/21/2012	4/22/2012	NVI	Y	Y	Y	DIED	199
92	TANK	TANK	NW/63/12/005	F	72	5/3/2012	7+	5/18/2012	5/20/2012	NVI	N	Y	Y		168
93	TORGHAR	TORGHAR	NW/15/12/002	F	96	4/15/2012	0	5/9/2012	5/10/2012	NVI	Y	Y	Y		186
94	TORGHAR	TORGHAR	NW/15/12/003	F	42	5/4/2012	2	5/18/2012		NVI	Y	Y	Y	DIED	167
95	WAZIR-N	MIRAN SHAH	NW/64/12/008	M	24	2/29/2012	0	4/10/2012	4/11/2012	NVI	Y	Y	Y	Y	232
96	KABDULAH	CHAMAN	BN/14/12/005	M	25	5/22/2012	7+	LATE NOTIFIED			Y	N	Y		149
97	KHARAN	KHARAN	BN/52/12/003	M	60	5/23/2012	0	6/13/2012	6/14/2012	NVI	Y	Y	Y		148
98	KHARAN	KHARAN	BN/52/12/004	F	36	6/24/2012	7+	7/14/2012	7/16/2012	NVI	Y	Y	Y		116
99	NOSHKI	NOSHKI	BN/15/12/003	F	36	6/2/2012	7+	LATE NOTIFIED			Y	Y	Y	Y	138
100	PISHIN	PISHIN	BN/12/12/008	M	84	6/10/2012	7+	6/28/2012	6/29/2012	NVI	N	N	Y	DIED	130
101	SIBI	SIBI	BN/31/12/003	F	33	5/22/2012	7+	6/5/2012	6/7/2012	EV	N	Y	UK	DIED	149
102	MUZAFFARABAD	PATTIKA	AJ/10/12/001	F	24	2/19/2012	7+	2/22/2012		NVI	N	N	Y	DIED	242
103	POONCH	RAWLAKOT	AJ/40/12/001	M	23	2/14/2012	7+	3/16/2012	3/18/2012	NVI	Y	N	N	Y	247

€ Based on recall of parents
* Afp.rec Data as of 20-10-2012

60 days Follow-up not done

FUP = Residual Weakness at 60 days follow up.