

Afghanistan Polio Eradication Initiative

Surveillance Update

Week 42

(Ending on Saturday October 20, 2012)

National Surveillance Office

October 23, 2012



AFP Cases Classification, Afghanistan

Year	2012
Reported AFP cases	1,495
Confirmed	26
Compatible	4
Discarded	1,364
Pending	* 101

*83 Adequate AFP cases pending lab results

14 Inadequate AFP cases pending 60 days FUP

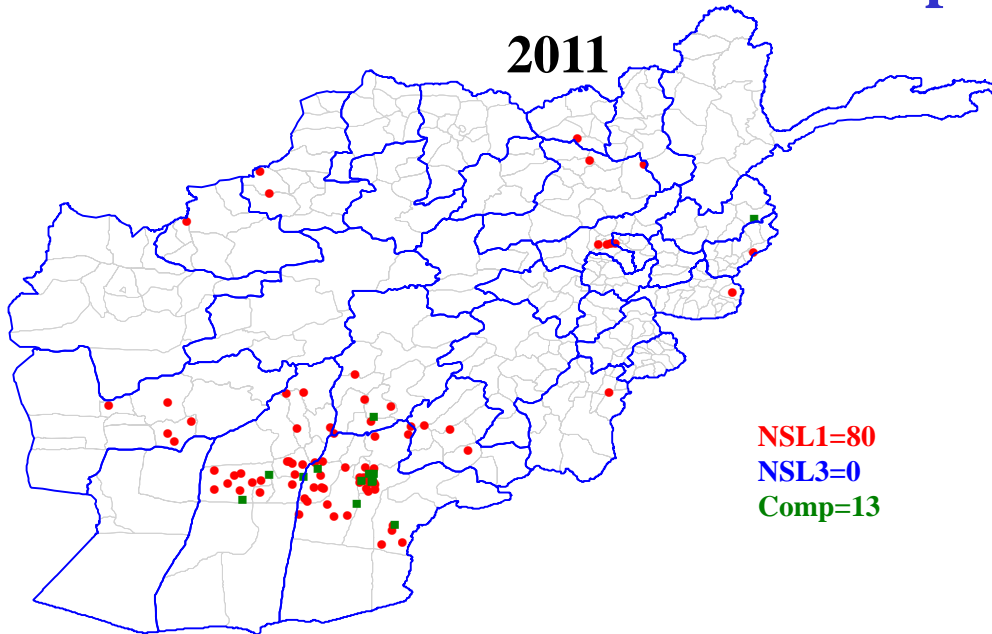
4 Inadequate AFP case pending ERC



Data up to 20 Oct 2012

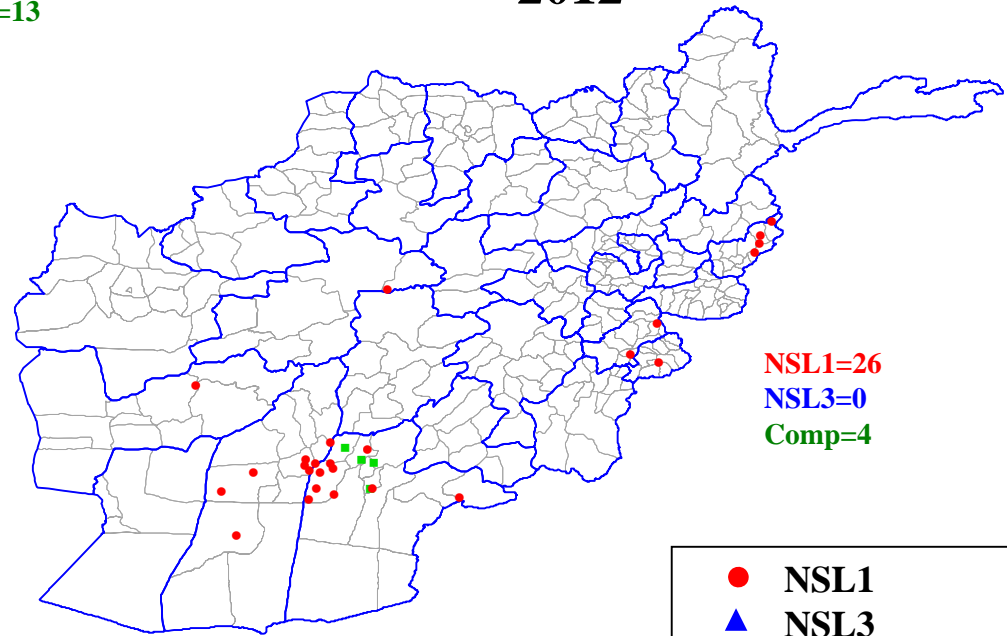
Confirmed Polio cases & Compatibles Afghanistan 2011-2012

2011




NSL1=80
NSL3=0
Comp=13

2012



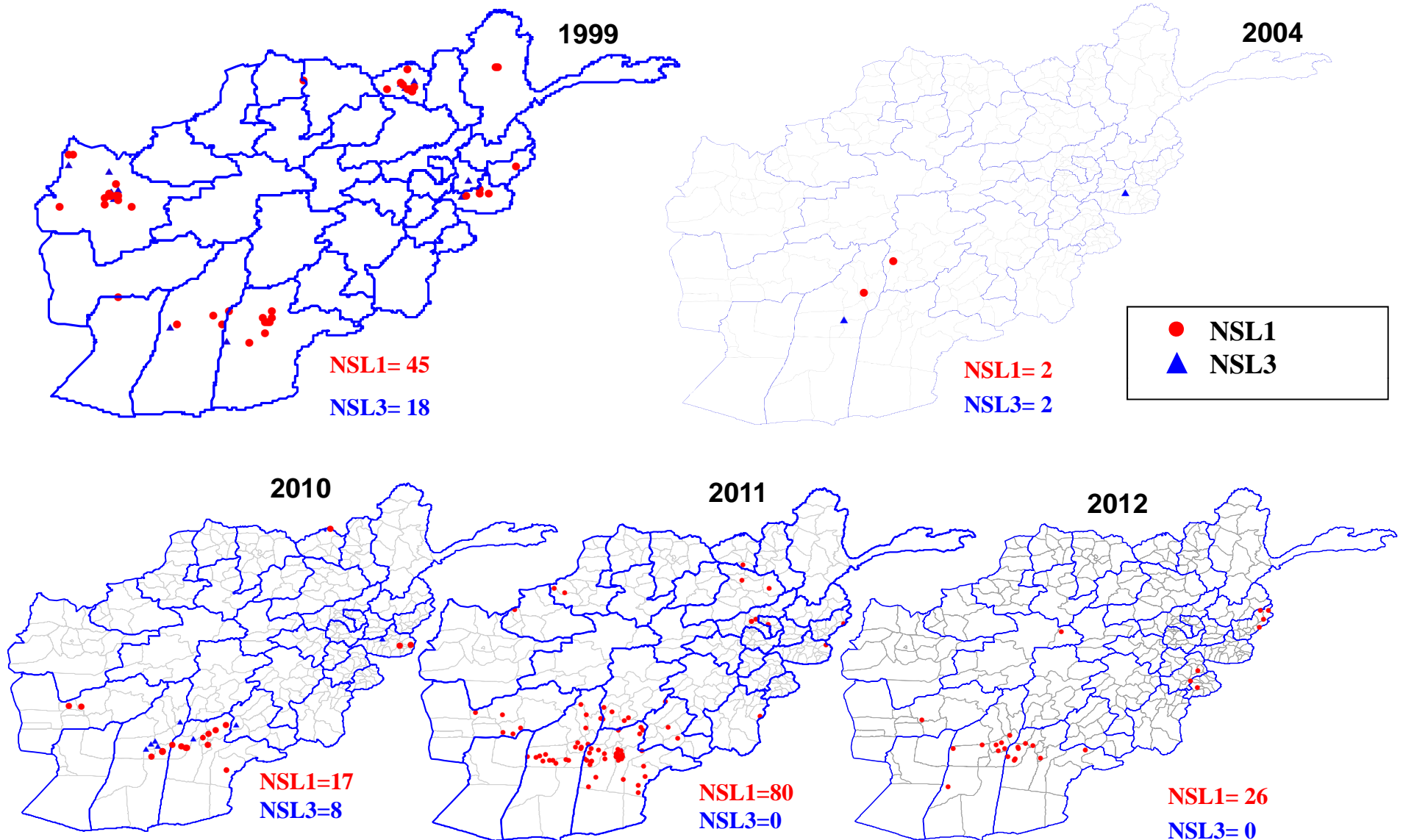
NSL1=26
NSL3=0
Comp=4

NO	Province	No. Polio Cases 11		Date of Last Polio case 11		No. Polio Cases 12		Date of Last Polio case 12	
		P1	P3	P1	P3	P1	P3	P1	P3
1	Farah	5	0	Dec-13	-	1	0	Jun-02	-
2	Helmand	19	0	Dec-3	-	8	0	July-20	-
3	Kandahar	35	0	Dec-16	-	9	0	Sep-28	-
4	Zabul	3	0	Oct-5	-	0	0	-	-
5	Nangarhar	1	0	Sep-28	-	0	0	-	-
6	Kunar	1	0	Oct-8	-	4	0	Sep-21	-
7	Kunduz	1	0	Nov-4	-	0	0	-	-
8	Baghlan	2	0	Dec-2	-	0	0	-	-
9	Parwan	3	0	Nov-4	-	0	0	-	-
10	Badghis	1	0	Sep-4	-	0	0	-	-
11	Uruzgan	5	0	Nov-28	-	0	0	-	-
12	Faryab	2	0	Nov-19	-	0	0	-	-
13	Paktika	1	0	Oct-14	-	0	0	-	-
14	Kapisa	1	0	Nov-14	-	0	0	-	-
15	Paktya	0	0	-	-	2	0	Oct-01	-
16	Ghor	0	0	-	-	1	0	Aug-31	-
17	Khost	0	0	-	-	1	0	Sep-14	-
	Total	80	0	-	-	26	0	-	-



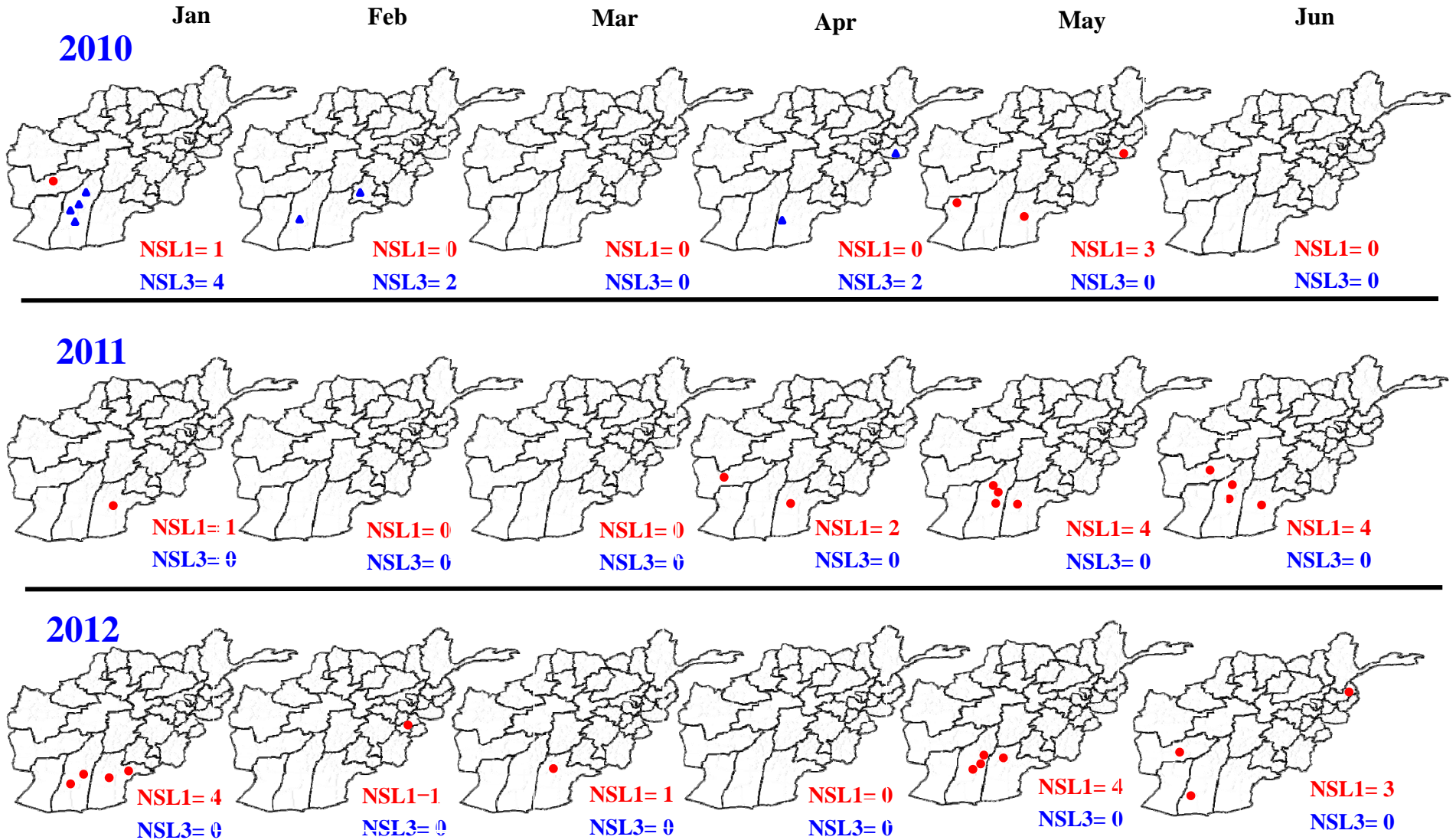
Data up to 20 Oct 2012

P1 & P3 Poliovirus Isolates Afghanistan 1999, 04, 2010-2012



Data up to 20 Oct 2012

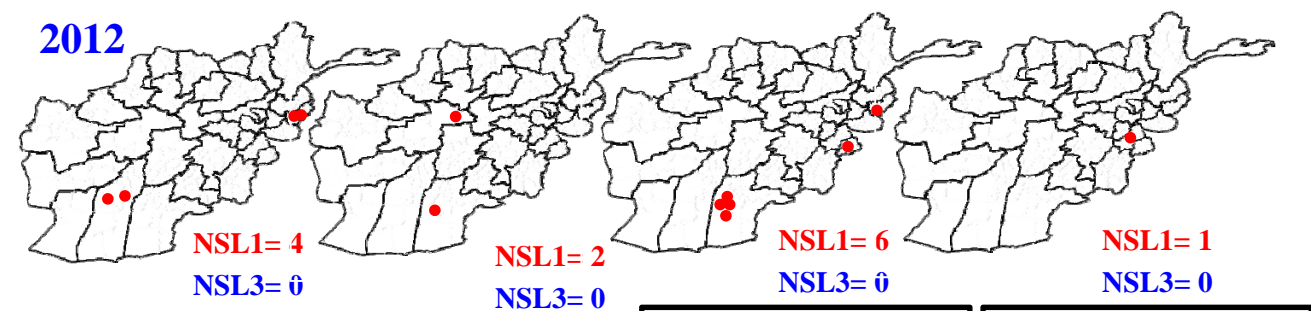
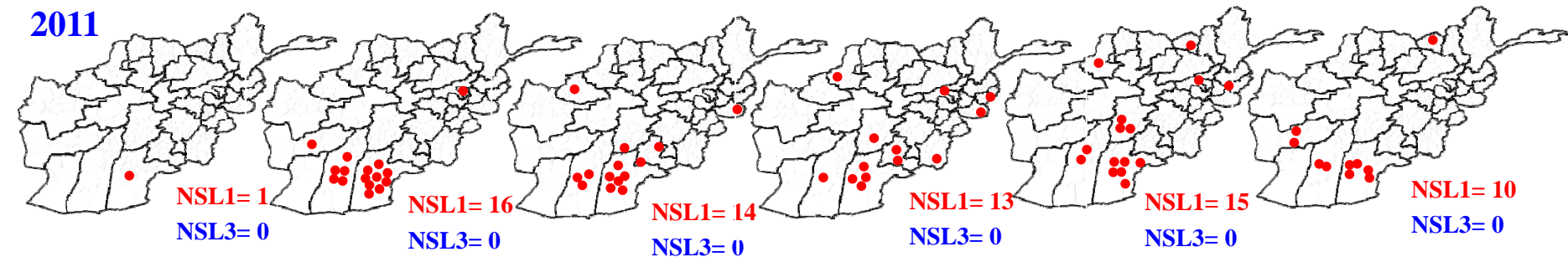
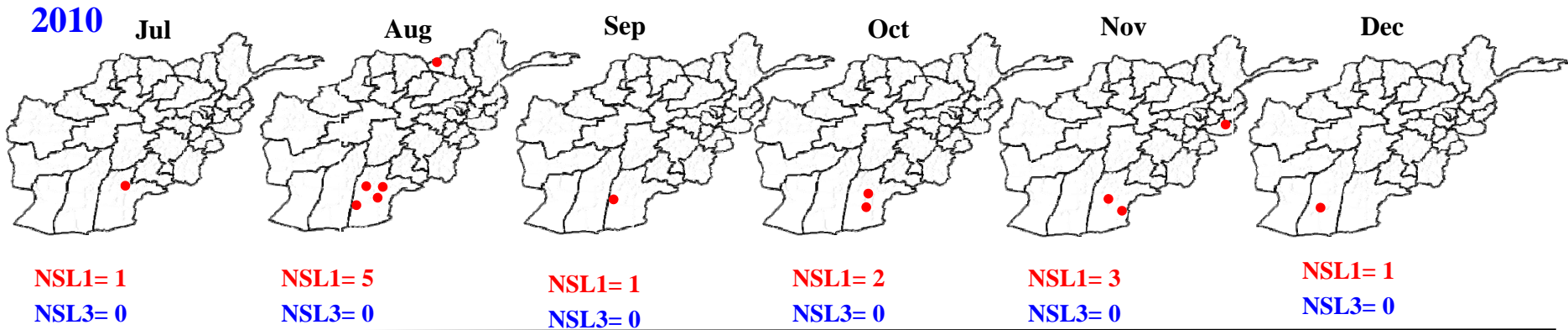
Distribution of P1 & P3 by Month & District 2010-2012



● NSL1 ▲ NSL3

Data up to 20 Oct 2012

Distribution of P1 & P3 by Month & District 2010-2012



14 AFP cases are awaiting for lab results

39 AFP cases are awaiting for lab results

● NSL1 ▲ NSL3

Data up to 20 Oct 2012



List Of Confirmed Polio Cases Afghanistan 2012

No	EPID	Province	District	Date of onset	Prog	Fever	Asym	Sex	Age	Routine	SIA's	D last OPV	D stool2	Hcase	LabR	Cluster
1	AFG/08/12/002	Helmand	Nadali	01-01-12	Y	Y	N	M	26	0	0	No dose	07-01-12	N	NSL1	A3D2B
2	AFG/08/12/008	Kandahar	Arghistan	03-01-12	N	Y	N	F	14	0	0	No dose	13-01-12	Y	NSL1	A3A1A1CA
3	AFG/08/12/017	Kandahar	Kandahar	15-01-12	Y	Y	Y	M	8	0	0	No dose	27-01-12	Y	NSL1	A3A1A1CA
4	AFG/08/12/019	Helmand	Nadali	23-01-12	Y	Y	N	F	6	0	2	16-01-12	25-01-12	N	NSL1	A3D2B
5	AFG/07/12/012	Paktya	Jadran	15-02-12	Y	Y	N	M	11	0	1	15-03-11	22-02-12	Y	NSL1	A3D2B
6	AFG/08/12/076	Kandahar	Khakrez	15-03-12	Y	Y	Y	F	15	1	0	21-10-11	23-03-12	Y	NSL1	A3D2B
7	AFG/08/12/142	Helmand	Nahri Saraj	03-05-12	Y	Y	Y	M	22	0	0	No dose	15-05-12	Y	NSL1	A3D2B
8	AFG/08/12/141	Kandahar	Maiwand	18-05-12	Y	Y	Y	M	48	0	2	07-06-10	23-05-12	N	NSL1	A3A1A1C
9	AFG/088/12/153	Helmand	Nahrisarraj	25-05-12	Y	Y	N	F	16	0	2	15-01-12	04-06-12	N	NSL1	A3D2B
10	AFG/088/12/152	Helmand	Nahrisarraj	29-05-12	Y	Y	Y	F	22	0	5	27-03-12	04-06-12	Y	NSL1	A3D2B
11	AFG/03/12/148	Farah	Bala Buluk	02-06-12	Y	Y	N	M	16	0	7+	22-04-12	11-06-12	N	NSL1	A3D2B
12	AFG/08/12/179	Helmand	Reg	28-06-12	Y	Y	N	F	18	0	4	25-03-12	04-07-12	N	NSL1	A3D2B
13	AFG/06/12/087	Kunar	Bar Kunar (Shigal)	30-06-12	Y	Y	N	F	18	0	4	12-06-12	03-07-12	N	NSL1	A3D2B
14	AFG/06/12/093	Kunar	Nari	01-07-12	Y	Y	N	M	24	0	7+	23-10-11	10-07-12	N	NSL1	A3D2B
15	AFG/08/12/187	Helmand	Nahri Saraj	05-07-12	Y	Y	N	M	14	0	4	11-06-12	09-07-12	N	NSL1	A3D2B
16	AFG/06/12/100	Kunar	Bar Kunar (Asmar)	21-07-12	Y	Y	N	M	18	3	7+	18-07-12	24-07-12	Y	NSL1	A3D2B
17	AFG/08/12/198	Helmand	Sangin	20-07-12	Y	Y	Y	M	36	0	0	No dose	28-07-12	Y	NSL1	R2
18	AFG/08/12/216*	Kandahar	Maywand	28-08-12	Y	Y	Y	M	22	2	0	03-08-12	No Sample	N	NSL1	R2
19	AFG/03/12/216*	Ghor	Lal Wa Sarjanganl	31-08-12	Y	Y	Y	M	30	3	7+	07-07-12	No Sample	Y	NSL1	R4
20	AFG/08/12/236	Kandahar	Maywand	15-09-12	Y	Y	N	M	24	0	1	13-09-12	19-09-12	N	NSL1	R2
21	AFG/08/12/245	Kandahar	Maywand	20-09-12	Y	Y	N	M	14	0	0	No dose	25-09-12	N	NSL1	PEND
22	AFG/07/12/087	Khost	Mondzai	14-09-12	Y	Y	Y	F	18	0	7+	10-06-12	18-09-12	Y	NSL1	PEND
23	AFG/06/12/127	Kunar	Marawara	21-09-12	Y	Y	N	M	30	0	0	No dose	27-09-12	Y	NSL1	PEND
24	AFG/08/12/254	Kandahar	Maywand	25-09-12	Y	Y	Y	M	18	0	0	No dose	01-10-12	Y	NSL1	PEND
25	AFG/07/12/095	Pakttya	Chamkany	01-10-12	Y	Y	N	M	18	4	7+	16-09-12	03-10-12	N	NSL1	PEND
26	AFG/08/12/262	Kandahar	Maywand	28-09-12	Y	Y	Y	F	18	0	0	No dose	11-10-12	Y	NSL1	PEND

*Confirmed by contact



Data up to 20 Oct 2012

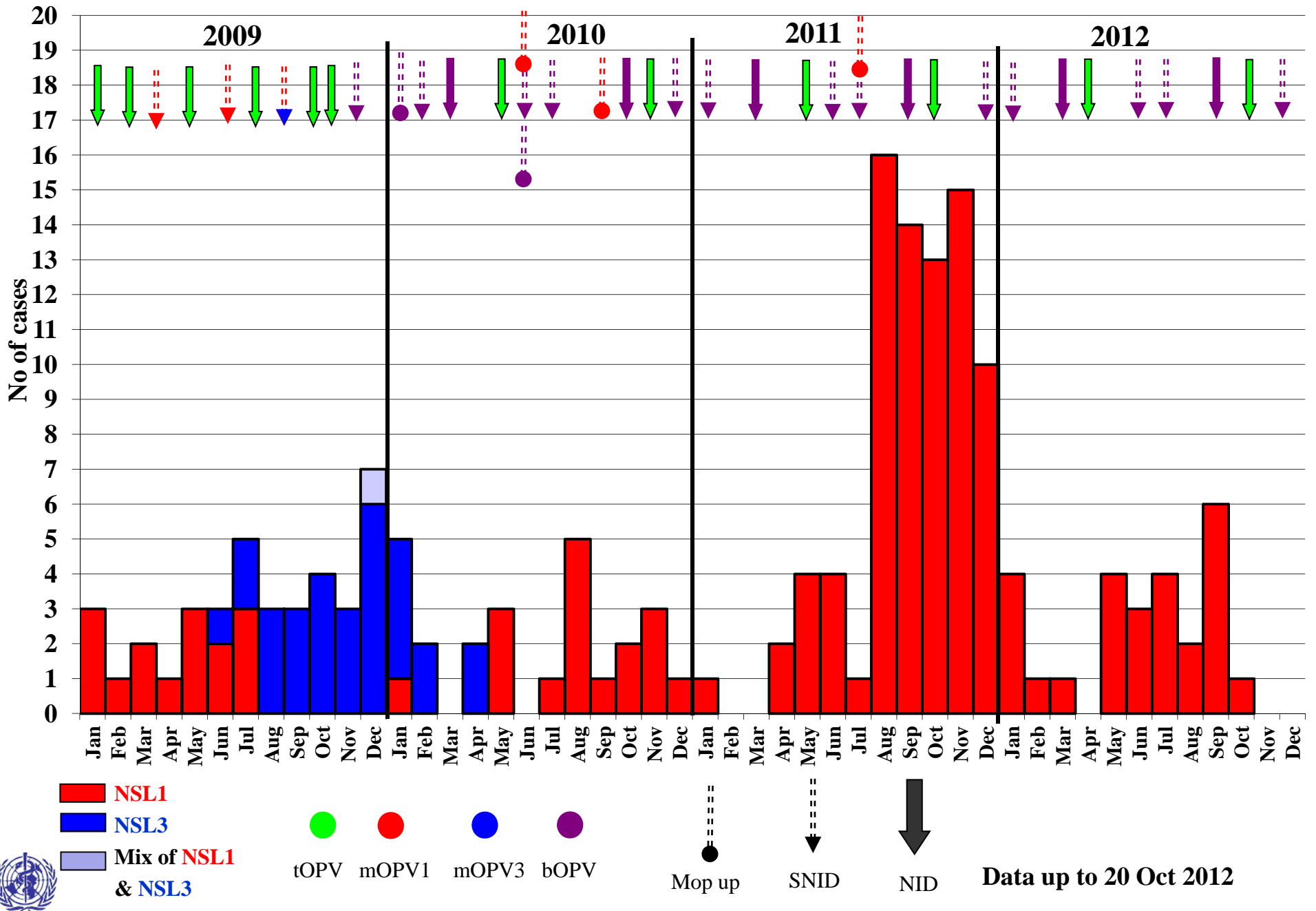
List Of Compatible Polio Cases Afghanistan 2012

№	EPID	Province	District	Date of onset	Prog	Fever	Asym	Sex	Age	Routine	SIA's	D last OPV	D stool2	Hcase	LabR
1	AFG/08/12/024	Kandahar	Kandahar	29-01-12	YES	YES	YES	M	41	4	6	24-01-12	No Stool	YES	No Stool
2	AFG/08/12/052	Kandahar	Ghorak	01-01-12	YES	YES	YES	F	72	0	0		No Stool	NO	No Stool
3	AFG/08/12/108	Kandahar	Khakrez	21-03-12	YES	YES	YES	F	14	0	0	-	15-04-12	YES	NVI
4	AFG/08/12/228	Kandahar	Arghandab	09-06-12	YES	YES	YES	F	24	4	5	23-04-12	No Stool	YES	No Stool

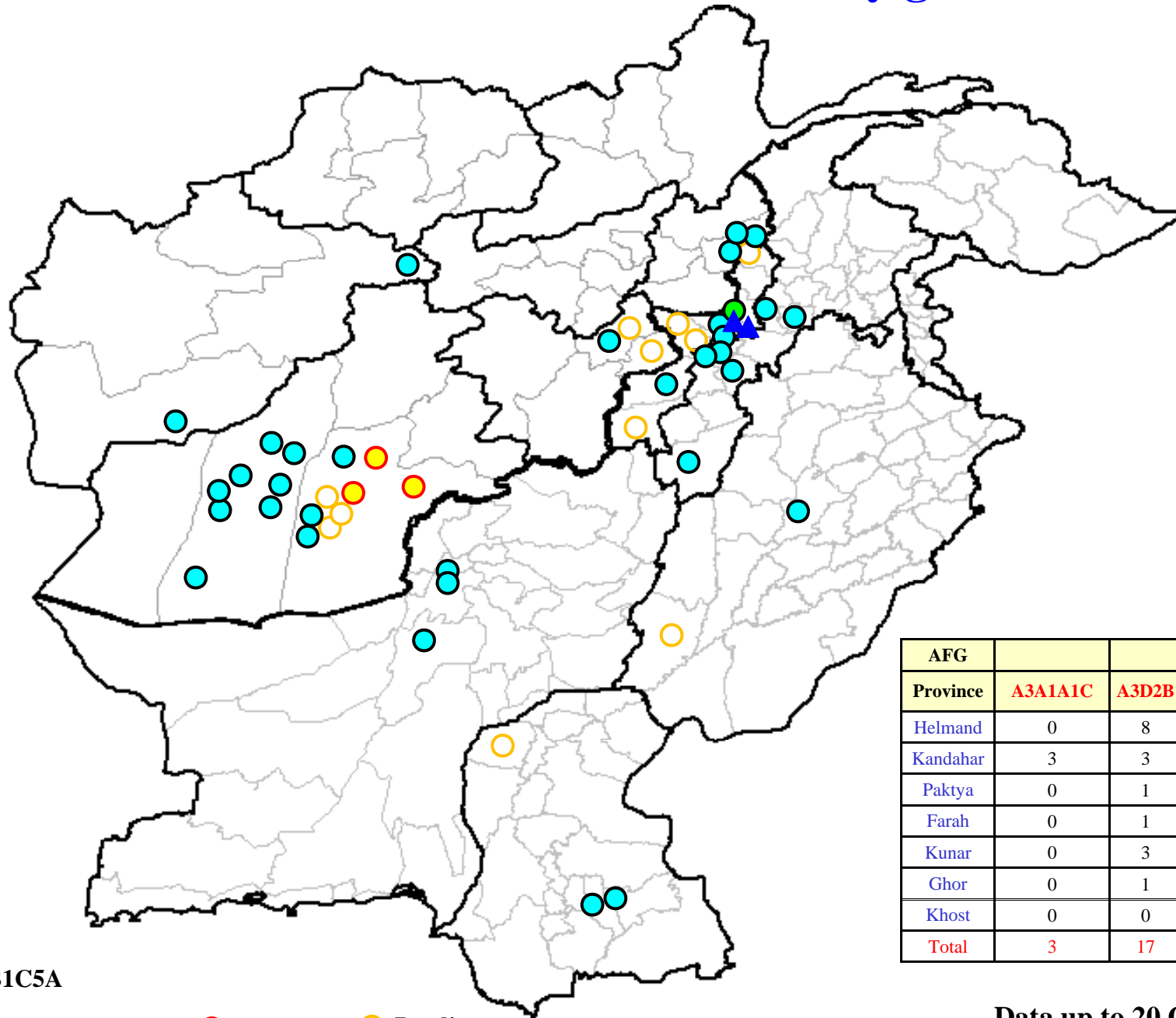


Data up to 20 Oct 2012

Polio Virus Isolates By Type & Month, Afghanistan 2009-2012



Afghanistan & Pakistan P1 and P3 isolates by genetic cluster 2012

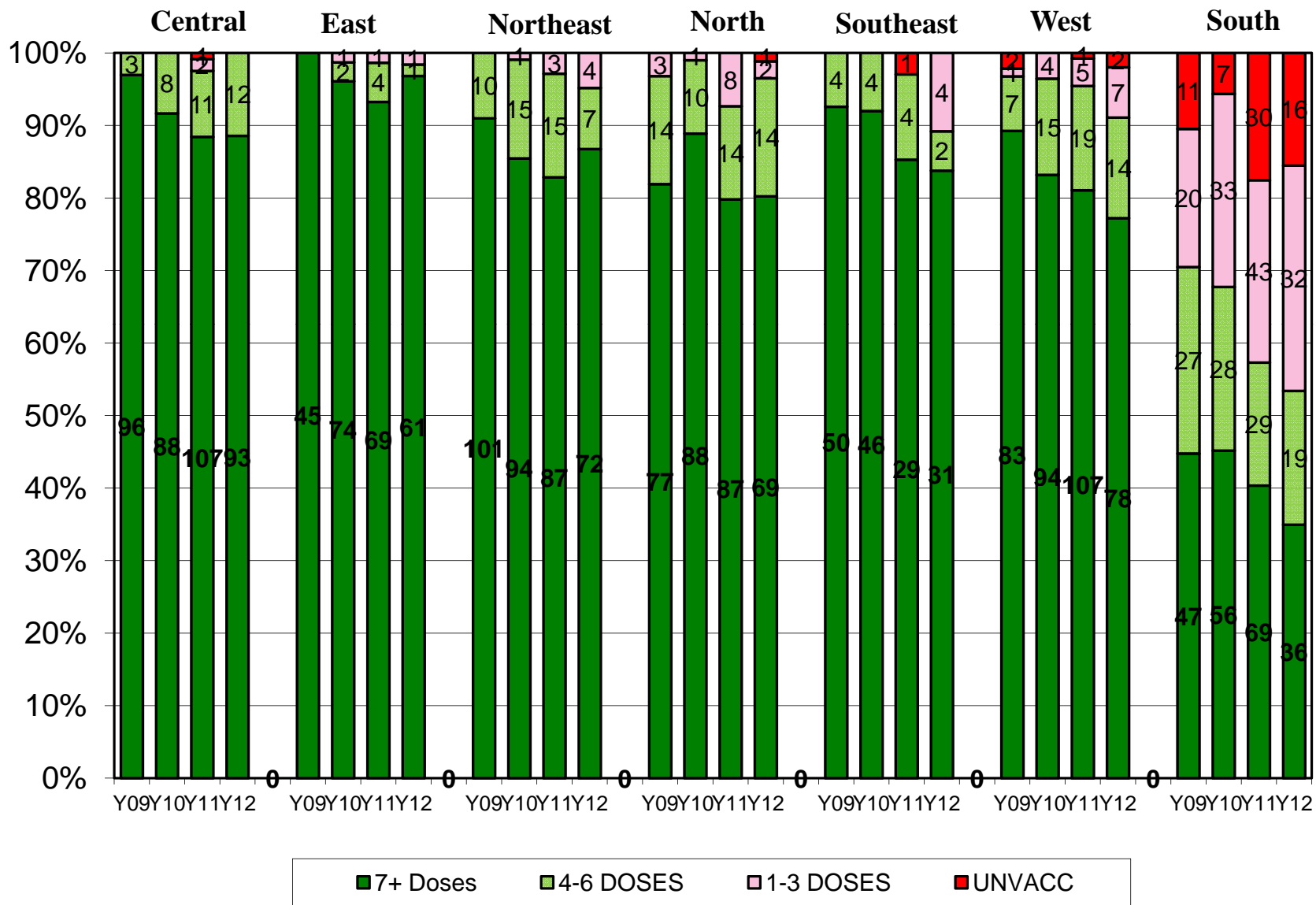


AFG				
Province	A3A1A1C	A3D2B	A3D2C	Pend
Helmand	0	8	0	0
Kandahar	3	3	0	3
Paktya	0	1	0	1
Farah	0	1	0	0
Kunar	0	3	0	1
Ghor	0	1	0	0
Khost	0	0	0	1
Total	3	17	0	6


▲ B1C5A
● A3D2B
● A3D2C
● A3A1A1C
○ Pending

Data up to 20 Oct 2012

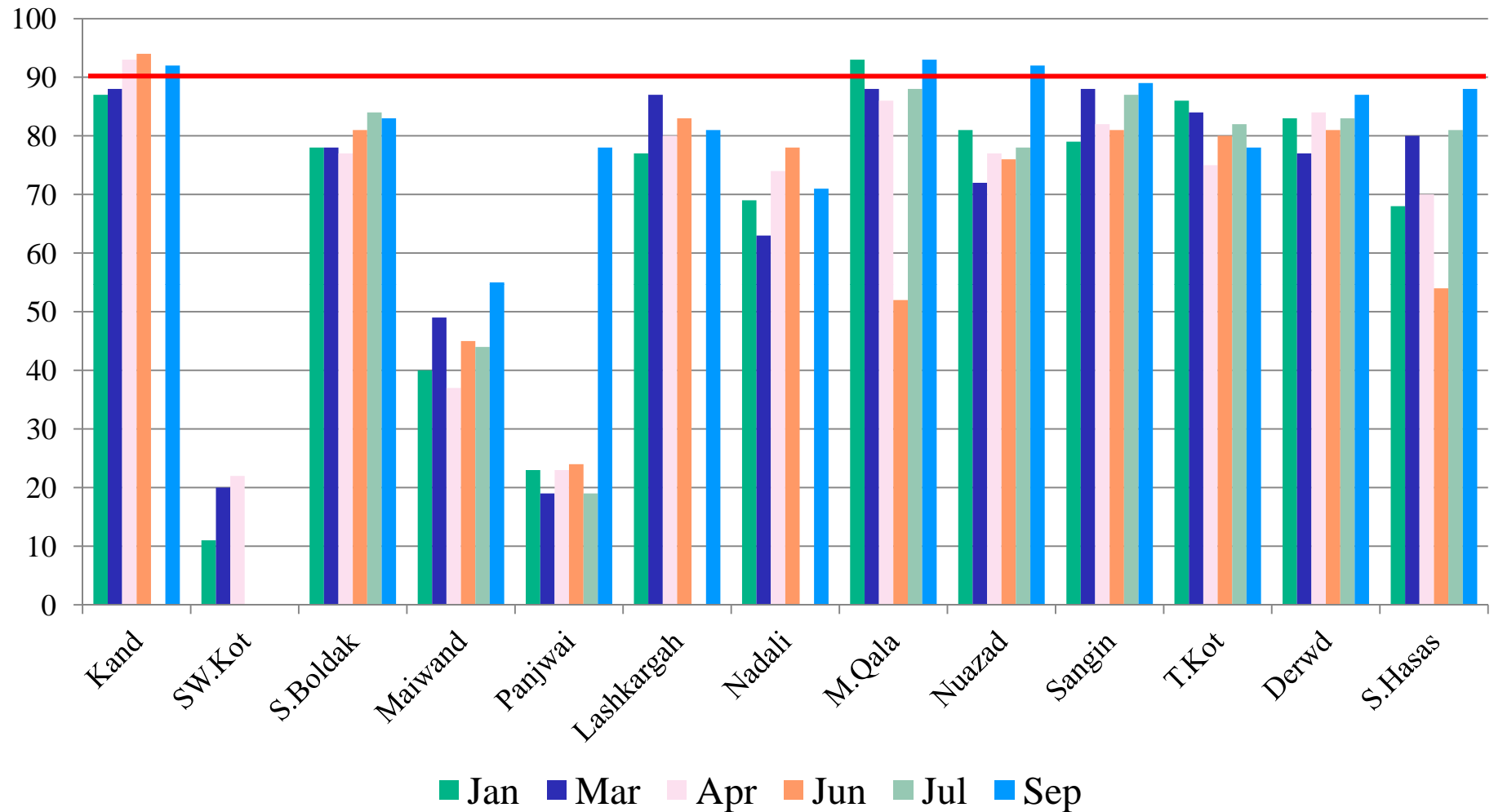
Vaccination status of Non Polio AFP cases 6-35 Months by region 2009-2012* Afghanistan



*Data is revised on monthly basis

Data up to 06 Oct 2012

Trend adjusted OPV coverage (FM) for SIAs in 13 high risk districts of Southern Region, 2012, Afghanistan



Regional Reference Lab Update Afghanistan 2012

Month of onset	Cases	Cases under process		Negative cases	NPEV positive	NPEV %	Within 14 days	Positive cases	
		Culture	ITD					Wild	Vaccine
Jan	149	0	0	120	17	11%	100%	4	8
Feb	151	0	0	116	26	17%	100%	1	8
Mar	175	0	0	129	25	14%	100%	1	20
Apr	134	0	0	99	25	19%	100%	0	10
May	168	0	0	112	43	26%	100%	4	9
Jun	153	0	0	101	45	29%	100%	3	4
Jul	171	0	0	104	58	34%	100%	4	5
Aug	140	0	0	115	21	15%	100%	0	4
Sep Week 1	35	0	0	30	5	14%	100%	0	0
Sep Week 2	44	0	0	30	8	18%	100%	1	5
Sep Week 3	40	1	0	30	3	8%	98%	3	3
Sep Week 4	38	13	0	16	6	16%	66%	2	1
Sep total	157	14	0	106	22	14%	91%	6	9
Oct	45	39	0	4	1	2%	13%	1	0
T.AFP cases	1443	53	0	1006	283	20%	96%	24	77
Contacts	689	21	0	484	152	22%	97%	2	30



Data up to 20 Oct 2012

AFP Cases Labeled As Hot & Pending in Lab Afghanistan 2012

EPID	DONSET	Province	District	Sex	Age	Doses	Date of last OPV	Site of Paralysis	Dstool2 (or 1)	Hot by field	Hot by criteria
AFG/03/12/235	26-09-12	FARAH	BALA BULUK	M	9	7+	16-09-12	Left leg Left arm	02-10-12	YES	YES
AFG/03/12/233	25-09-12	GHOR	CHAGHCHARAN	F	24	7+	17-09-12	Left leg	02-10-12	YES	YES
AFG/06/12/132	03-10-12	KUNAR	MARAWARA	M	24	0	.	Right Leg	16-10-12	YES	YES
AFG/07/12/099	07-10-12	KHOST	KHOST(MATUN)	M	10	2	16-09-12	Left Leg	13-10-12	YES	YES
AFG/07/12/102	16-10-12	KHOST	SABARI	M	14	7	14-10-12	Left Leg Left Arm	20-10-12	YES	YES
AFG/08/12/256	03-10-12	KANDAHAR	MAYWAND	F	24	7+	16-09-12	Left Leg Left Arm	07-10-12	YES	YES
AFG/08/12/260	03-10-12	KANDAHAR	SPIN BOLDAK	M	22	7+	17-09-12	Right Leg	08-10-12	YES	YES
AFG/08/12/266	09-10-12	KANDAHAR	PANJWAYI	F	35	4	10-09-12	Right Leg	17-10-12	YES	YES
AFG/08/12/271	11-10-12	HILMAND	NAHRI SARRAJ	F	18	3	09-08-12	Right Arm Right Leg	18-10-12	YES	YES
AFG/03/12/242	07-10-12	HIRAT	ADRASKAN	F	59	7+	16-09-12	Right leg Right arm	10-10-12	YES	NO
AFG/06/12/136	17-09-12	KUNAR	BAR KUNAR	F	15	7+	16-09-12	Left Leg Right Leg	19-10-12	YES	NO
AFG/08/12/258	01-10-12	ZABUL	QALAT	M	48	7+	17-09-12	Right leg Right arm	06-10-12	YES	NO

Hot by criteria=AFP cases have (Fever + rapid progress+ Asymmetric paralysis + Age <48 month)



Data up to 20 Oct 2012

AFP Cases Pending ERC, Afghanistan 2012

EPID	DONSET	District	Province	Sex	Age	Doses	Dstool2 (or 1)	Lab result	60d follow-up result
AFG/08/12/210	08-07-12	DIHRAWUD	URUZGAN	F	42	7+	10-08-12	NVI	RES WEAK
AFG/08/12/208	23-07-12	KANDAHAR	KANDAHAR	M	134	7+	11-08-12	NVI	DIED
AFG/01/12/168	01-08-12	ISHKAMISH	TAKHAR	M	50	7+	10-09-12	NVI	RES WEAK
AFG/08/12/251	19-09-12	GIZAB	URUZGAN	F	36	0	.	NO STOOLS	DIED



Data up to 20 Oct 2012

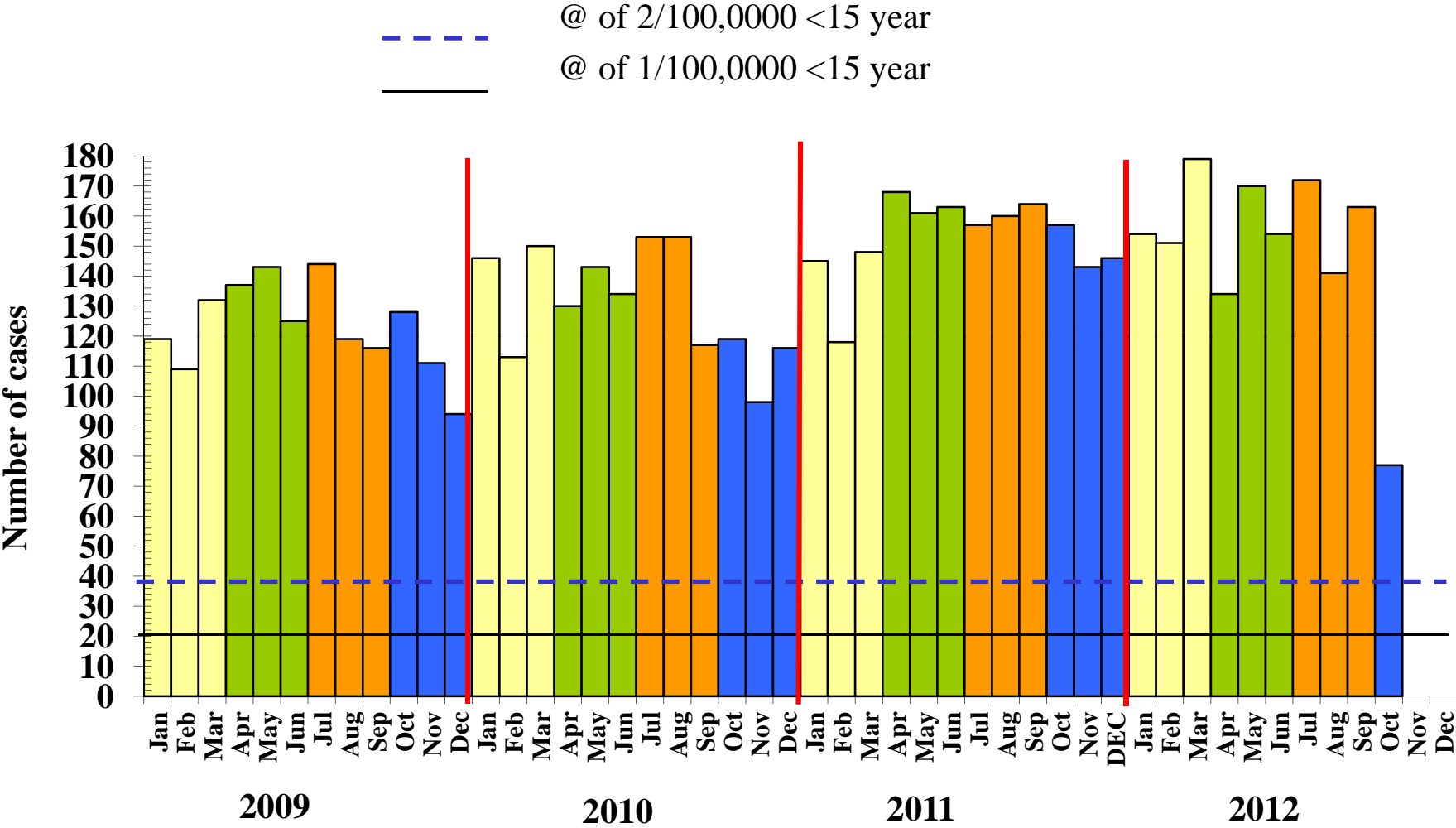
AFP Cases Pending Classification >90 days, Afghanistan

EPID	DONSET	District	Province	Sex	Age	Doses	Dstool2 (or 1)	Lab result	Days since onset	Reason for not being classified
AFG/08/12/208	23-07-12	KANDAHAR	KANDAHAR	M	134	7+	11-08-12	NVI	91	PEND ERC
AFG/08/12/210	08-07-12	DIHRAWUD	URUZGAN	F	42	7+	10-08-12	NVI	106	PEND ERC



Data up to 20 Oct 2012

Reported AFP Cases, Comparison By Month, Afghanistan 2009-2012



Data up to 20 Oct 2012

AFP Cases By Week Of Onset Afghanistan 2012

Region	AFP Cases			Week Number									
				33	34	35	36	37	38	39	40	41	42
	Expect "2"	Reported	Good AFP	18-Aug	25-Aug	01-Sep	08-Sep	15-Sep	22-Sep	29-Sep	06-Oct	13-Oct	20-Oct
Badakhshan	10	45	13	1	1	0	3	2	1	1	1	0	0
Central	80	267	111	2	6	11	8	9	5	5	9	4	2
Eastern	37	136	63	2	2	2	2	4	4	2	2	3	1
Northeastern	41	195	67	5	7	1	2	3	9	6	4	5	1
Northern	47	226	53	0	5	4	9	7	4	2	6	4	1
South East	37	103	47	0	2	6	2	3	4	1	4	3	3
Southern	67	273	129	1	2	9	5	10	9	8	5	8	1
Western	49	250	119	0	5	8	5	9	3	6	4	9	1
Afghanistan	368	1495	602	11	30	41	36	47	39	31	35	36	10

Expected 2= Two cases/100,000 <15 yrs

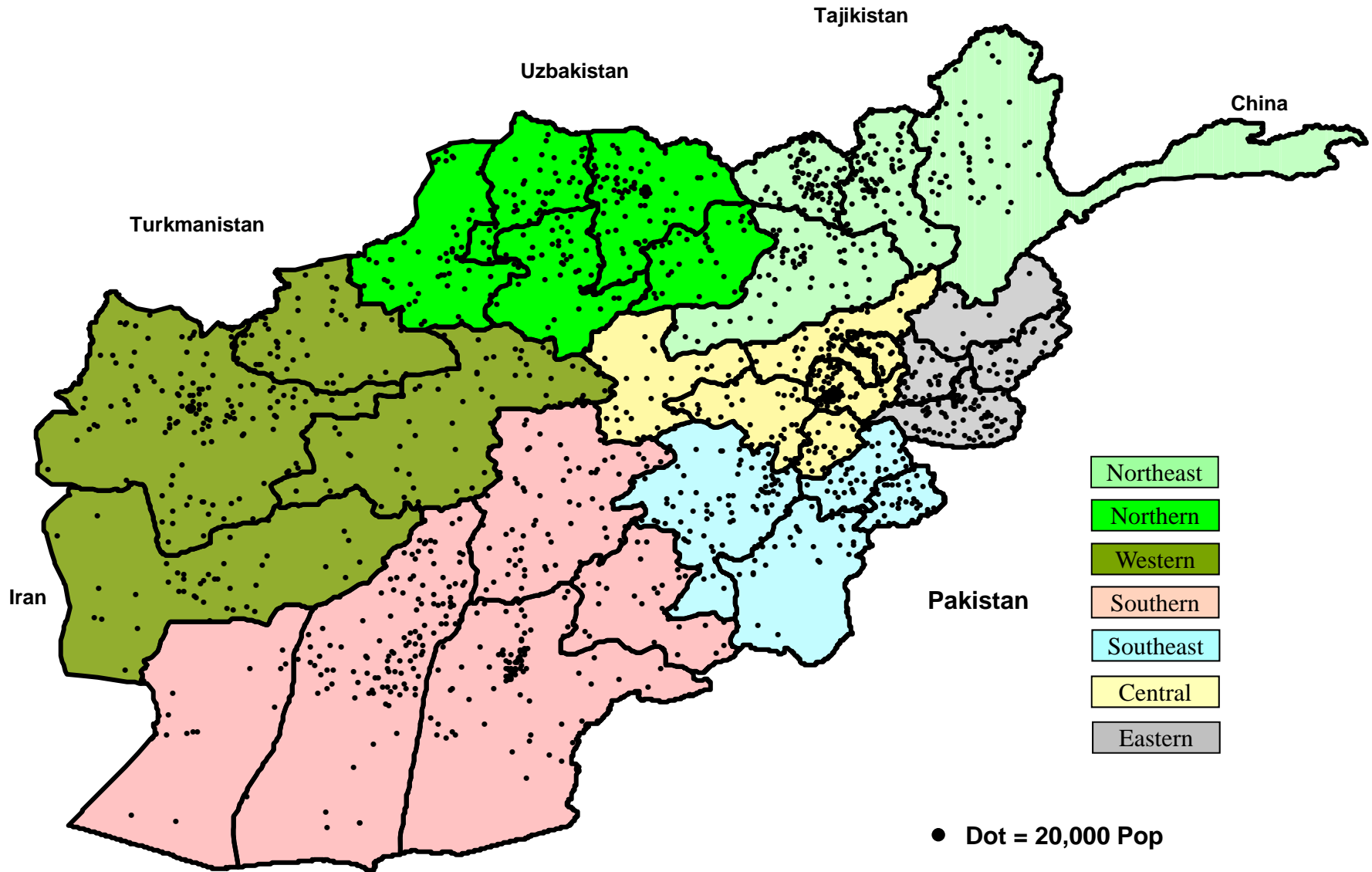
Good AFP= GBS or T. Myelitis, T. Neuritis

Week (Sun-Sat)

Data up to 20 Oct 2012

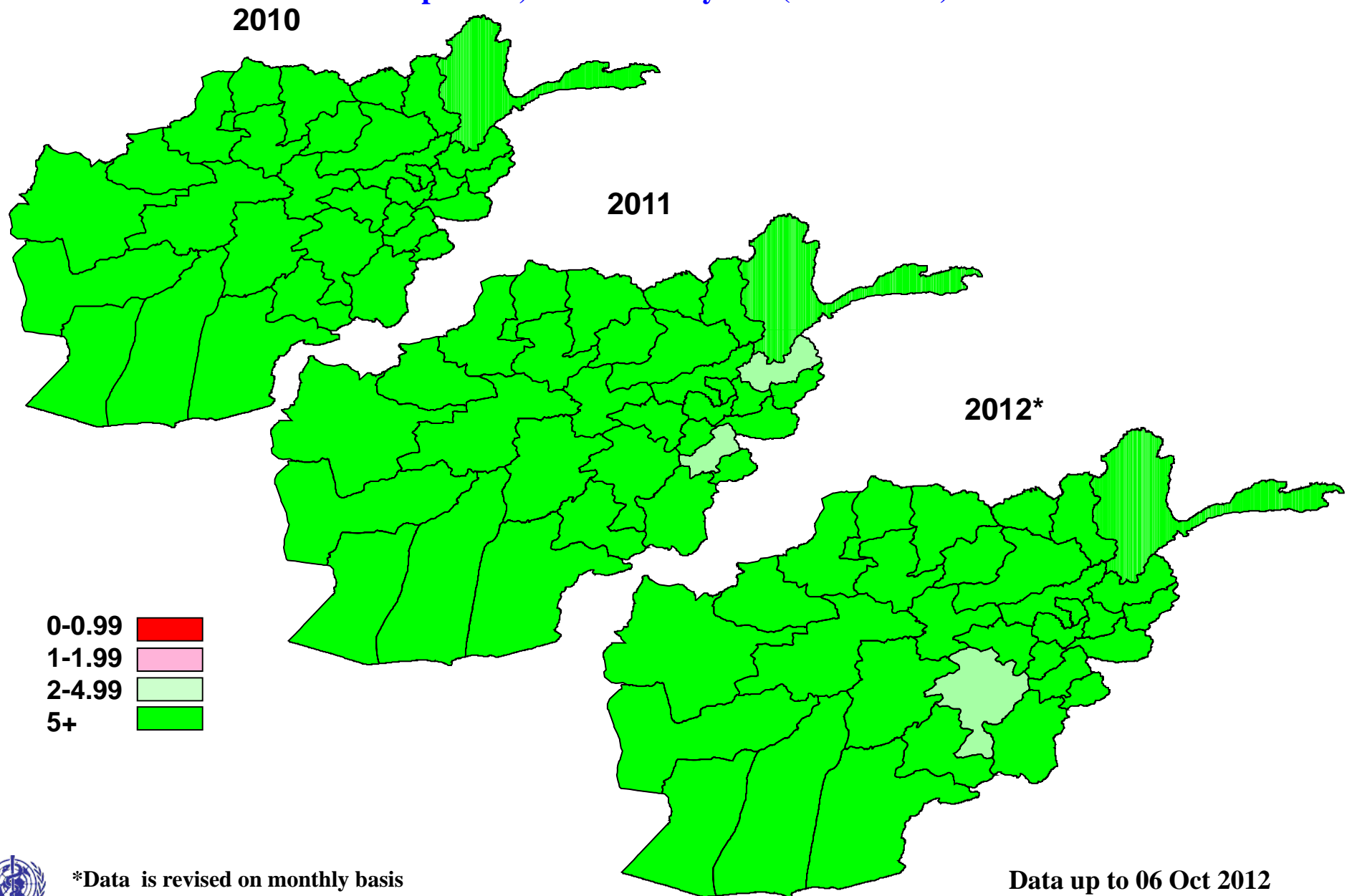


Population density map by region Afghanistan 2012



Non-Polio AFP Rate by Province, Afghanistan

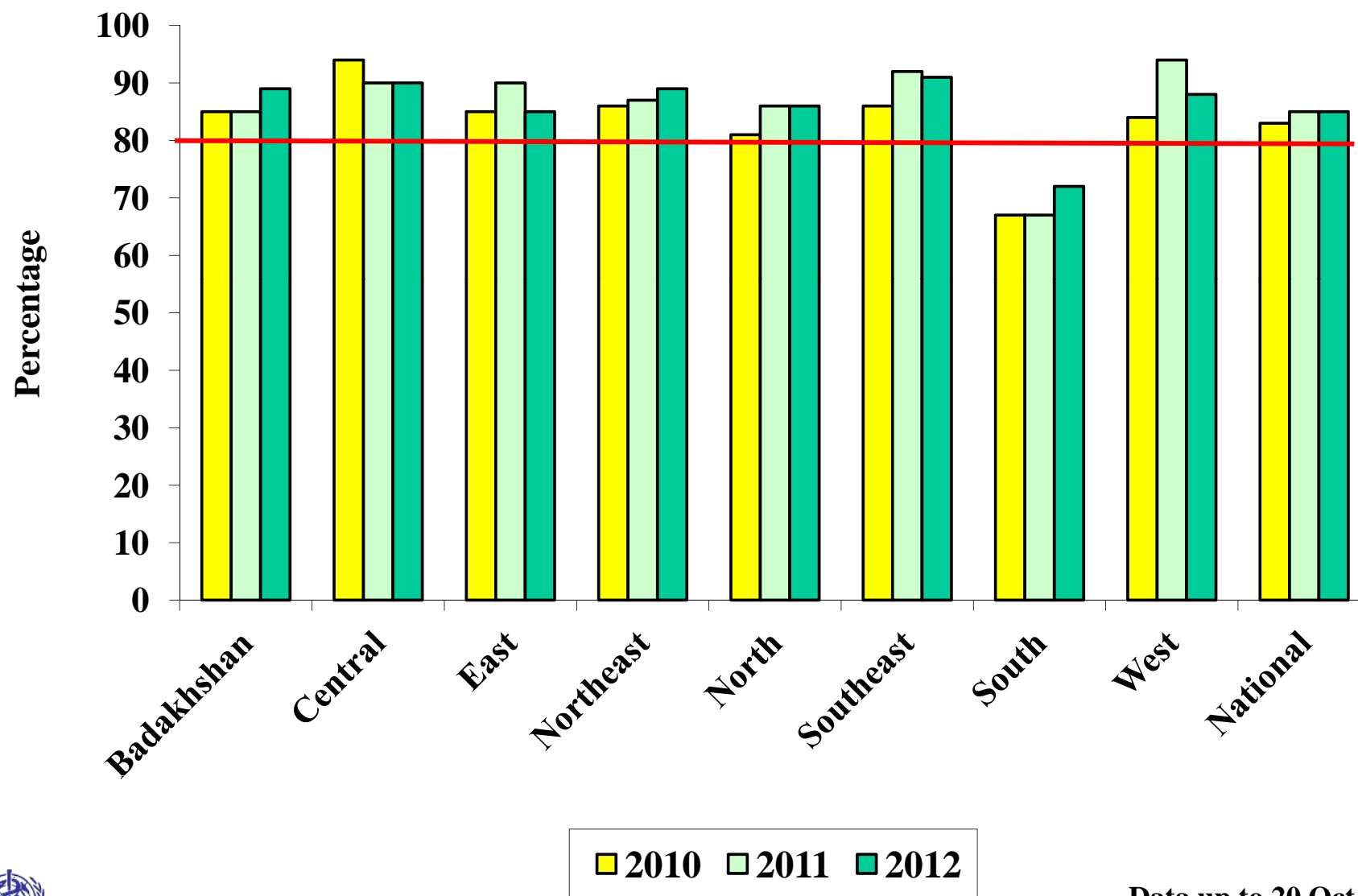
per 100,000 under 15 years (Annualized)



*Data is revised on monthly basis

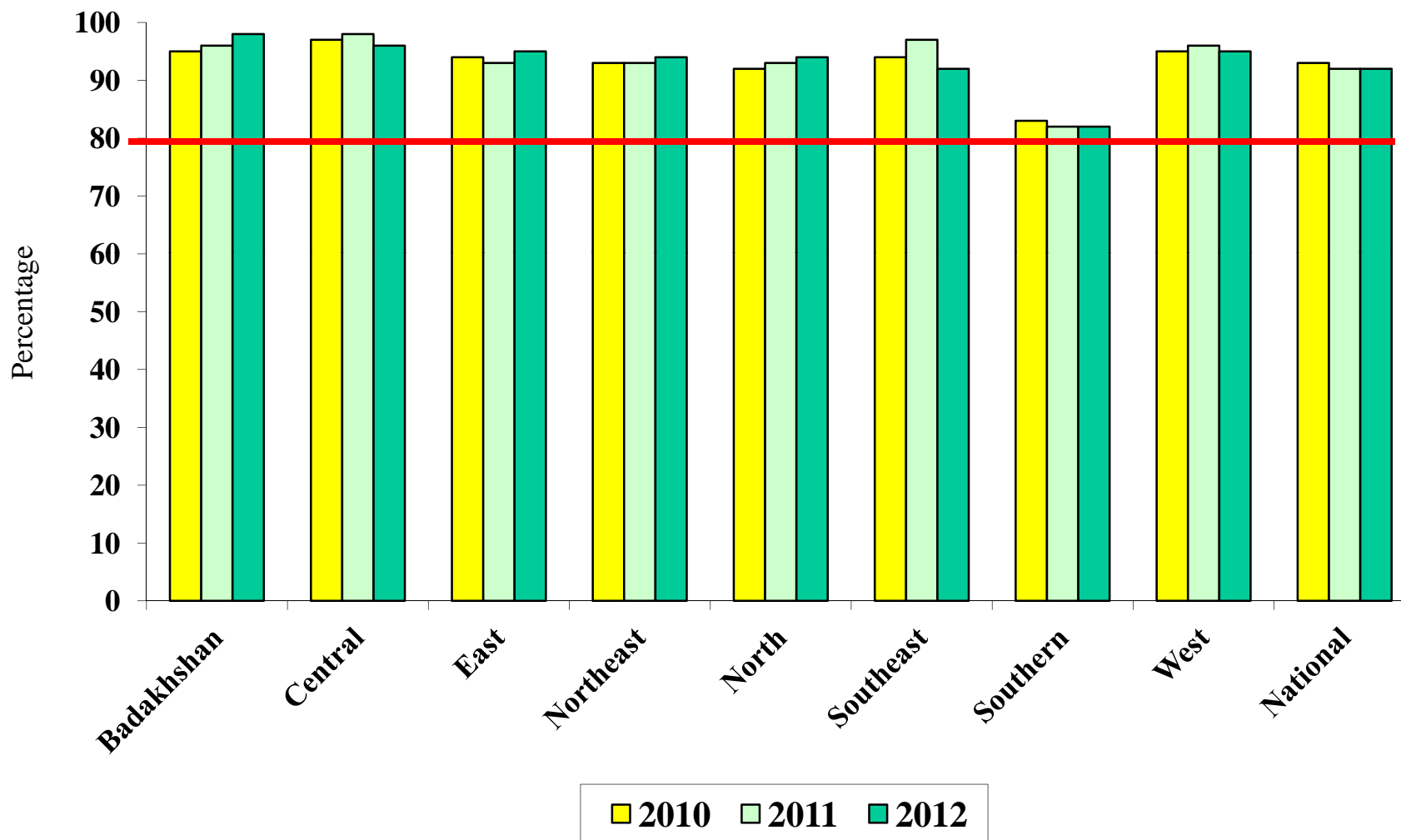
Data up to 06 Oct 2012

% of AFP cases reported within 7 days of paralysis onset by region Afghanistan 2010-2012



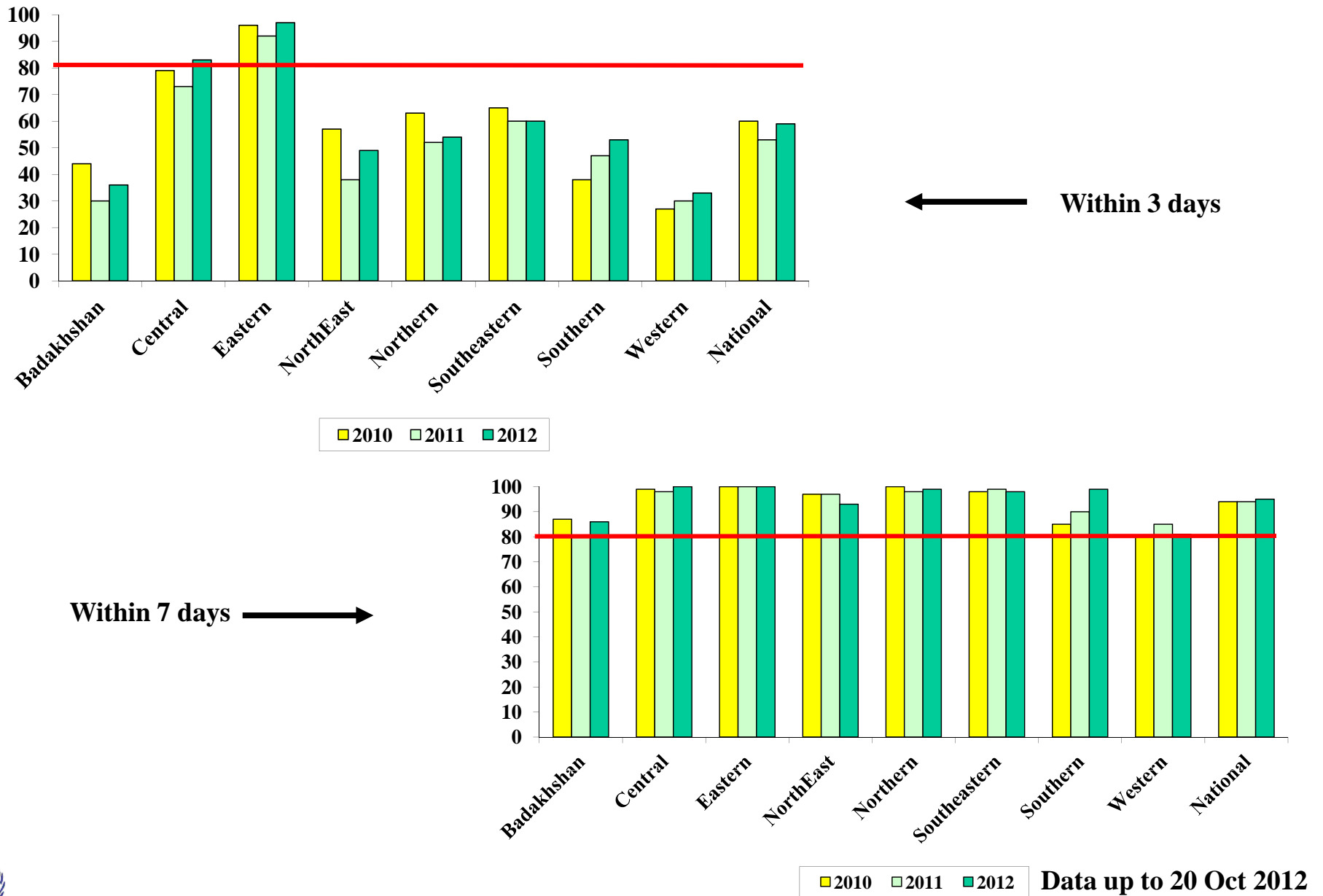
Data up to 20 Oct 2012

Proportion of Adequate Stools By Region Afghanistan 2010-2012

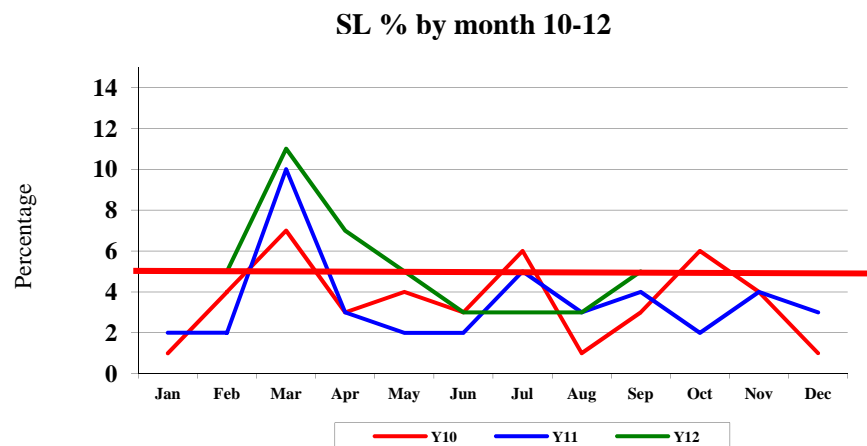
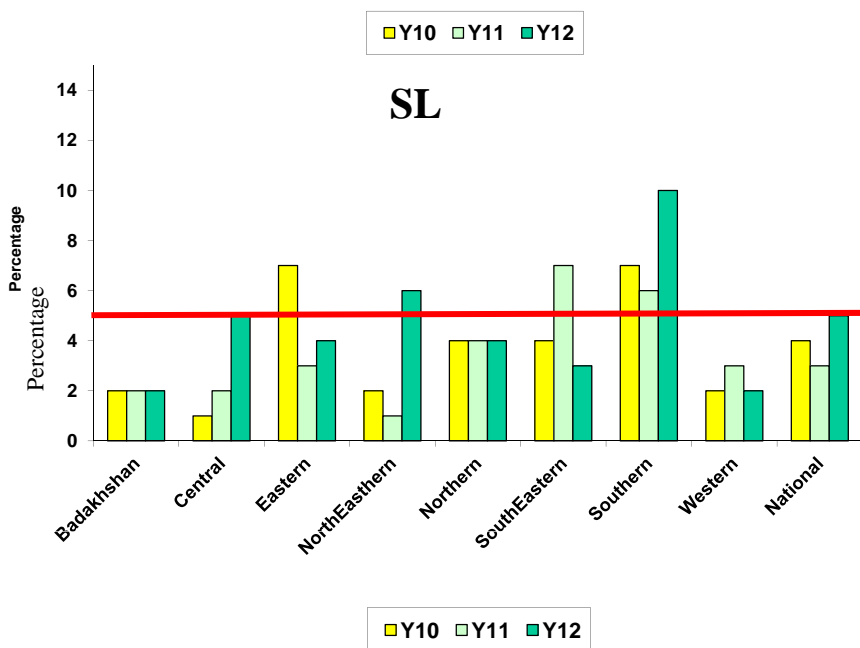
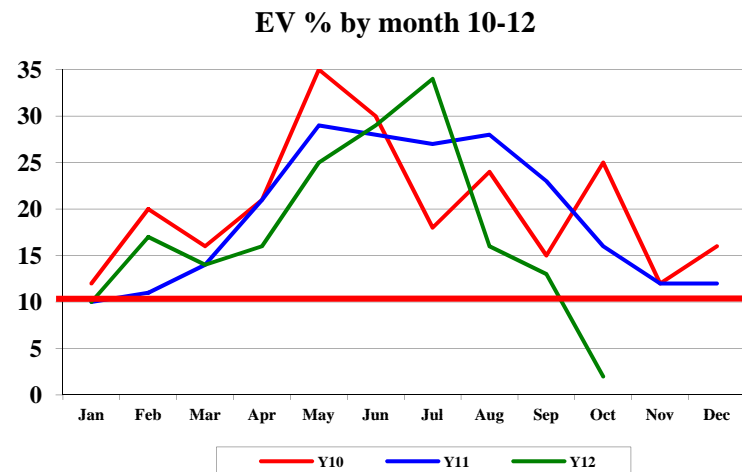
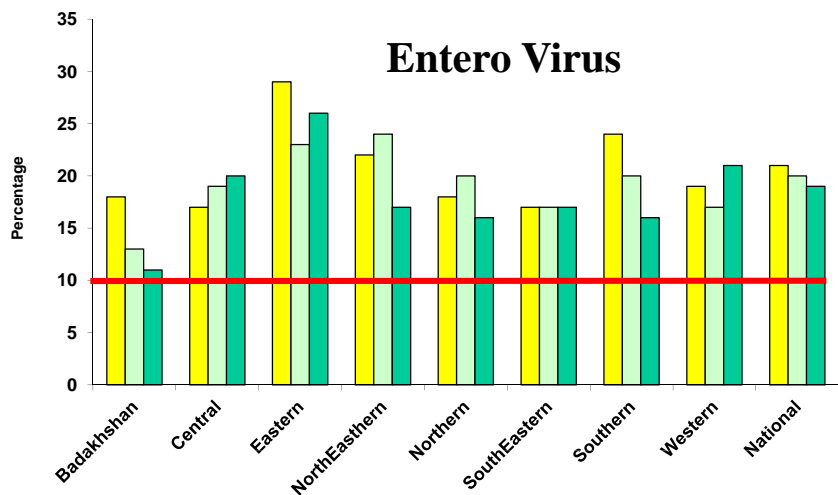


Data up to 20 Oct 2012

% AFP Cases with Stool Specimen Reaching The RRL Within 3 and 7 Days of 2nd Specimen Collection By Region, Afghanistan 2010-2012



% of Entero -Virus and SL Isolation Afghanistan 10-12



Data up to 20 Oct 2012

